

General Information

Service Consumption

27,396 Annual Unlinked Trips (UPT)

Service Supplied

96,180 Annual Vehicle Revenue Miles (VRM)
7,444 Annual Vehicle Revenue Hours (VRH)

Summary of Operating Expenses (OE)

\$385,860 Total Operating Expenses

Database Information

NTDID: 5R03-50265

Reporter Type: Rural General Public Transit

Financial Information

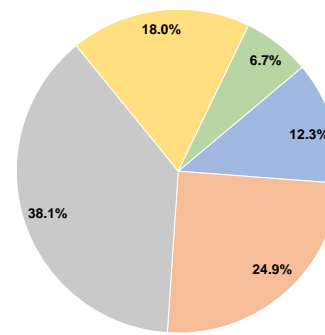
Sources of Operating Funds Expended

Fare Revenues	\$47,508	12.3%
Local Funds	\$95,985	24.9%
State Funds	\$146,884	38.1%
Federal Assistance	\$69,455	18.0%
Other Funds	\$26,028	6.7%
Total Operating Funds Expended	\$385,860	100.0%

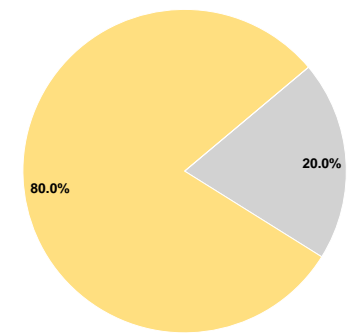
Sources of Capital Funds Expended

Fare Revenues	\$0	0.0%
Local Funds	\$0	0.0%
State Funds	\$13,907	20.0%
Federal Assistance	\$55,626	80.0%
Other Funds	\$0	0.0%
Total Capital Funds Expended	\$69,533	100.0%

Operating Funding Sources



Capital Funding Sources



Modal Characteristics

Operation Characteristics

Vehicles Operated at Maximum Service

Mode	Directly Operated	Purchased Transportation	Operating Expenses	Fare Revenues	Uses of Capital Funds	Annual Unlinked Trips	Annual Vehicle Revenue Miles	Annual Vehicle Revenue Hours
Demand Response	5	-	\$385,860	\$47,508	\$69,533	27,396	96,180	7,444
Total	5	-	\$385,860	\$47,508	\$69,533	27,396	96,180	7,444

Performance Measures

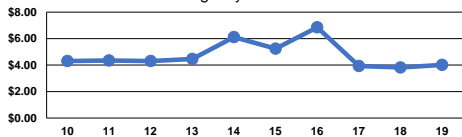
Service Efficiency

Mode	Operating Expenses per Vehicle Revenue Mile	Operating Expenses per Vehicle Revenue Hour
Demand Response	\$4.01	\$51.84
Total	\$4.01	\$51.84

Service Effectiveness

Mode	Operating Expenses per Unlinked Passenger Trip	Unlinked Trips per Vehicle Revenue Mile	Unlinked Trips per Vehicle Revenue Hour
Demand Response	\$14.08	0.3	3.7
Total	\$14.08	0.3	3.7

Operating Expense per Vehicle Revenue Mile: Agency Total



Unlinked Passenger Trips per Vehicle Revenue Mile: Agency Total

