

Hillsdale Dial-A-Ride

2019 Annual Agency Profile

General Information

Service Consumption

27,072 Annual Unlinked Trips (UPT)

Service Supplied

54,496 Annual Vehicle Revenue Miles (VRM)
5,303 Annual Vehicle Revenue Hours (VRH)

Summary of Operating Expenses (OE)

\$321,144 Total Operating Expenses

Database Information

NTDID: 5R03-50268

Reporter Type: Rural General Public Transit

Financial Information

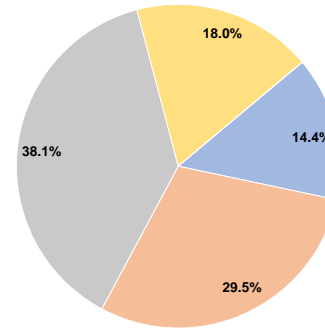
Sources of Operating Funds Expended

Fare Revenues	\$46,388	14.4%
Local Funds	\$94,701	29.5%
State Funds	\$122,249	38.1%
Federal Assistance	\$57,806	18.0%
Other Funds	\$0	0.0%
Total Operating Funds Expended	\$321,144	100.0%

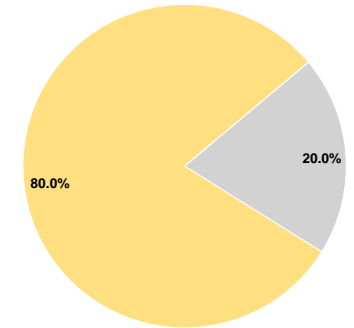
Sources of Capital Funds Expended

Fare Revenues	\$0	0.0%
Local Funds	\$0	0.0%
State Funds	\$7,000	20.0%
Federal Assistance	\$28,000	80.0%
Other Funds	\$0	0.0%
Total Capital Funds Expended	\$35,000	100.0%

Operating Funding Sources



Capital Funding Sources



Modal Characteristics

Operation Characteristics

Vehicles Operated at Maximum Service

Mode	Directly Operated	Purchased Transportation	Operating Expenses	Fare Revenues	Uses of Capital Funds	Annual Unlinked Trips	Annual Vehicle Revenue Miles	Annual Vehicle Revenue Hours
Demand Response	3	-	\$321,144	\$46,388	\$35,000	27,072	54,496	5,303
Total	3	-	\$321,144	\$46,388	\$35,000	27,072	54,496	5,303

Performance Measures

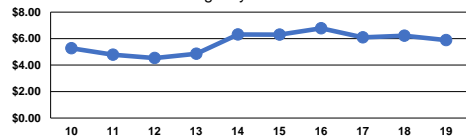
Service Efficiency

Mode	Operating Expenses per Vehicle Revenue Mile	Operating Expenses per Vehicle Revenue Hour
Demand Response	\$5.89	\$60.56
Total	\$5.89	\$60.56

Service Effectiveness

Mode	Operating Expenses per Unlinked Passenger Trip	Unlinked Trips per Vehicle Revenue Mile	Unlinked Trips per Vehicle Revenue Hour
Demand Response	\$11.86	0.5	5.1
Total	\$11.86	0.5	5.1

Operating Expense per Vehicle Revenue Mile: Agency Total



Unlinked Passenger Trips per Vehicle Revenue Mile: Agency Total

