

Ogemaw County Public Transportation

2019 Annual Agency Profile

General Information

Service Consumption

54,954 Annual Unlinked Trips (UPT)

Service Supplied

280,355 Annual Vehicle Revenue Miles (VRM)
17,783 Annual Vehicle Revenue Hours (VRH)

Summary of Operating Expenses (OE)

\$940,598 Total Operating Expenses

Database Information

NTDID: 5R03-50344

Reporter Type: Rural General Public Transit

Financial Information

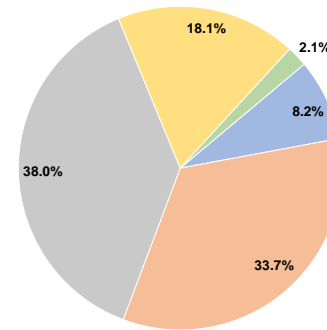
Sources of Operating Funds Expended

Fare Revenues	\$76,869	8.2%
Local Funds	\$316,723	33.7%
State Funds	\$357,805	38.0%
Federal Assistance	\$169,846	18.1%
Other Funds	\$19,355	2.1%
Total Operating Funds Expended	\$940,598	100.0%

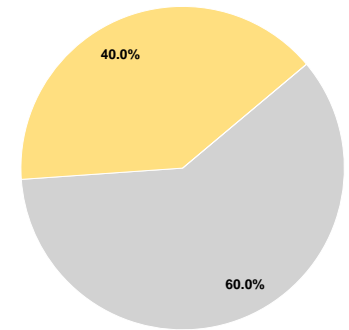
Sources of Capital Funds Expended

Fare Revenues	\$0	0.0%
Local Funds	\$0	0.0%
State Funds	\$187,579	60.0%
Federal Assistance	\$125,053	40.0%
Other Funds	\$0	0.0%
Total Capital Funds Expended	\$312,632	100.0%

Operating Funding Sources



Capital Funding Sources



Modal Characteristics

Operation Characteristics

Vehicles Operated at Maximum Service

Mode	Directly Operated	Purchased Transportation	Operating Expenses	Fare Revenues	Uses of Capital Funds	Annual Unlinked Trips	Annual Vehicle Revenue Miles	Annual Vehicle Revenue Hours
Demand Response	12	-	\$940,598	\$76,869	\$312,632	54,954	280,355	17,783
Total	12	-	\$940,598	\$76,869	\$312,632	54,954	280,355	17,783

Performance Measures

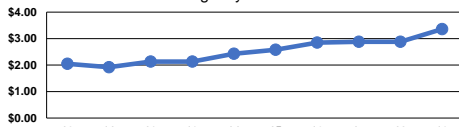
Service Efficiency

Mode	Operating Expenses per Vehicle Revenue Mile	Operating Expenses per Vehicle Revenue Hour
Demand Response	\$3.36	\$52.89
Total	\$3.36	\$52.89

Service Effectiveness

Mode	Operating Expenses per Unlinked Passenger Trip	Unlinked Trips per Vehicle Revenue Mile	Unlinked Trips per Vehicle Revenue Hour
Demand Response	\$17.12	0.2	3.1
Total	\$17.12	0.2	3.1

Operating Expense per Vehicle Revenue Mile: Agency Total



Unlinked Passenger Trips per Vehicle Revenue Mile: Agency Total

