

# Antrim County Transportation

2019 Annual Agency Profile

## General Information

### Service Consumption

35,695 Annual Unlinked Trips (UPT)

### Service Supplied

260,145 Annual Vehicle Revenue Miles (VRM)  
13,008 Annual Vehicle Revenue Hours (VRH)

### Summary of Operating Expenses (OE)

\$746,942 Total Operating Expenses

### Database Information

NTDID: 5R03-50452

Reporter Type: Rural General Public Transit

## Financial Information

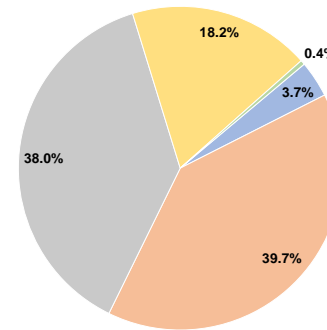
### Sources of Operating Funds Expended

Fare Revenues	\$27,283	3.7%
Local Funds	\$296,714	39.7%
State Funds	\$283,638	38.0%
Federal Assistance	\$135,954	18.2%
Other Funds	\$3,353	0.4%
<b>Total Operating Funds Expended</b>	<b>\$746,942</b>	<b>100.0%</b>

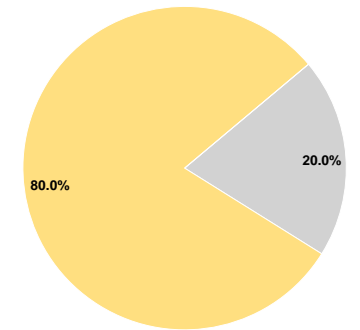
### Sources of Capital Funds Expended

Fare Revenues	\$0	0.0%
Local Funds	\$0	0.0%
State Funds	\$2,103	20.0%
Federal Assistance	\$8,411	80.0%
Other Funds	\$0	0.0%
<b>Total Capital Funds Expended</b>	<b>\$10,514</b>	<b>100.0%</b>

### Operating Funding Sources



### Capital Funding Sources



## Modal Characteristics

### Operation Characteristics

#### Vehicles Operated at Maximum Service

Mode	Directly Operated	Purchased Transportation	Operating Expenses	Fare Revenues	Uses of Capital Funds	Annual Unlinked Trips	Annual Vehicle Revenue Miles	Annual Vehicle Revenue Hours
Demand Response	15	-	\$746,942	\$27,283	\$10,514	35,695	260,145	13,008
<b>Total</b>	<b>15</b>	<b>-</b>	<b>\$746,942</b>	<b>\$27,283</b>	<b>\$10,514</b>	<b>35,695</b>	<b>260,145</b>	<b>13,008</b>

### Performance Measures

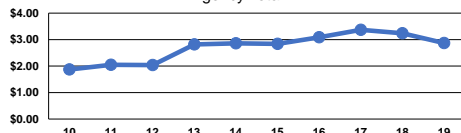
#### Service Efficiency

Mode	Operating Expenses per Vehicle Revenue Mile	Operating Expenses per Vehicle Revenue Hour
Demand Response	\$2.87	\$57.42
<b>Total</b>	<b>\$2.87</b>	<b>\$57.42</b>

#### Service Effectiveness

Mode	Operating Expenses per Unlinked Passenger Trip	Unlinked Trips per Vehicle Revenue Mile	Unlinked Trips per Vehicle Revenue Hour
Demand Response	\$20.93	0.1	2.7
<b>Total</b>	<b>\$20.93</b>	<b>0.1</b>	<b>2.7</b>

Operating Expense per Vehicle Revenue Mile:  
Agency Total



Unlinked Passenger Trips per Vehicle Revenue  
Mile: Agency Total

