

Gogebic County Transit

2019 Annual Agency Profile

General Information

Service Consumption

26,350 Annual Unlinked Trips (UPT)

Service Supplied

96,213 Annual Vehicle Revenue Miles (VRM)
 8,486 Annual Vehicle Revenue Hours (VRH)

Summary of Operating Expenses (OE)

\$603,793 Total Operating Expenses

Database Information

NTDID: 5R03-50455

Reporter Type: Rural General Public Transit

Financial Information

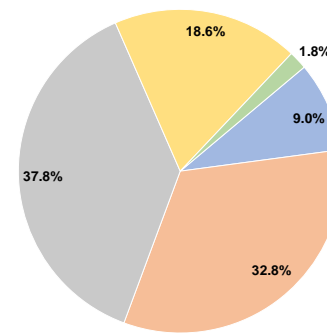
Sources of Operating Funds Expended

Fare Revenues	\$54,305	9.0%
Local Funds	\$197,885	32.8%
State Funds	\$228,117	37.8%
Federal Assistance	\$112,404	18.6%
Other Funds	\$11,082	1.8%
Total Operating Funds Expended	\$603,793	100.0%

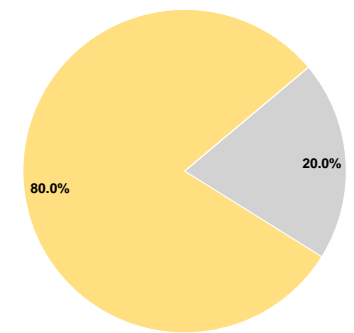
Sources of Capital Funds Expended

Fare Revenues	\$0	0.0%
Local Funds	\$0	0.0%
State Funds	\$15,993	20.0%
Federal Assistance	\$63,974	80.0%
Other Funds	\$0	0.0%
Total Capital Funds Expended	\$79,967	100.0%

Operating Funding Sources



Capital Funding Sources



Modal Characteristics

Operation Characteristics

Vehicles Operated at Maximum Service

Mode	Directly Operated	Purchased Transportation	Operating Expenses	Fare Revenues	Uses of Capital Funds	Annual Unlinked Trips	Annual Vehicle Revenue Miles	Annual Vehicle Revenue Hours
Demand Response	6	-	\$603,793	\$54,305	\$79,967	26,350	96,213	8,486
Total	6	-	\$603,793	\$54,305	\$79,967	26,350	96,213	8,486

Performance Measures

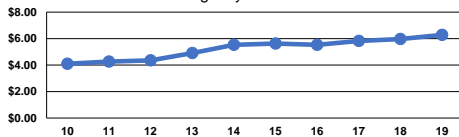
Service Efficiency

Mode	Operating Expenses per Vehicle Revenue Mile	Operating Expenses per Vehicle Revenue Hour
Demand Response	\$6.28	\$71.15
Total	\$6.28	\$71.15

Service Effectiveness

Mode	Operating Expenses per Unlinked Passenger Trip	Unlinked Trips per Vehicle Revenue Mile	Unlinked Trips per Vehicle Revenue Hour
Demand Response	\$22.91	0.3	3.1
Total	\$22.91	0.3	3.1

Operating Expense per Vehicle Revenue Mile: Agency Total



Unlinked Passenger Trips per Vehicle Revenue Mile: Agency Total

