

# Allegan County Transportation Services

2019 Annual Agency Profile

## General Information

### Service Consumption

33,318 Annual Unlinked Trips (UPT)

### Service Supplied

415,790 Annual Vehicle Revenue Miles (VRM)  
19,789 Annual Vehicle Revenue Hours (VRH)

### Summary of Operating Expenses (OE)

\$1,223,822 Total Operating Expenses

### Database Information

NTDID: 5R03-50456

Reporter Type: Rural General Public Transit

## Financial Information

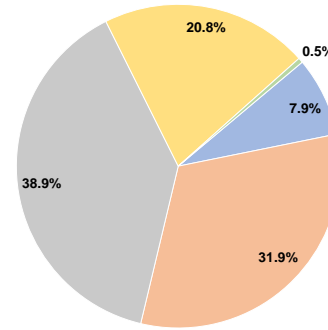
### Sources of Operating Funds Expended

Fare Revenues	\$97,076	7.9%
Local Funds	\$390,520	31.9%
State Funds	\$475,963	38.9%
Federal Assistance	\$254,349	20.8%
Other Funds	\$5,914	0.5%
<b>Total Operating Funds Expended</b>	<b>\$1,223,822</b>	<b>100.0%</b>

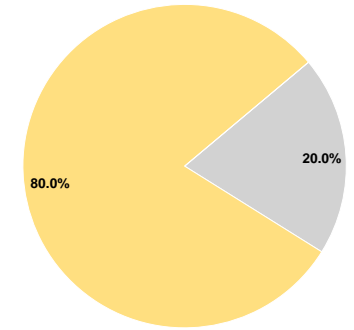
### Sources of Capital Funds Expended

Fare Revenues	\$0	0.0%
Local Funds	\$0	0.0%
State Funds	\$57,477	20.0%
Federal Assistance	\$229,908	80.0%
Other Funds	\$0	0.0%
<b>Total Capital Funds Expended</b>	<b>\$287,385</b>	<b>100.0%</b>

### Operating Funding Sources



### Capital Funding Sources



## Modal Characteristics

### Operation Characteristics

#### Vehicles Operated at Maximum Service

Mode	Directly Operated	Purchased Transportation	Operating Expenses	Fare Revenues	Uses of Capital Funds	Annual Unlinked Trips	Annual Vehicle Revenue Miles	Annual Vehicle Revenue Hours
Demand Response	-	24	\$1,223,822	\$97,076	\$287,385	33,318	415,790	19,789
<b>Total</b>	-	<b>24</b>	<b>\$1,223,822</b>	<b>\$97,076</b>	<b>\$287,385</b>	<b>33,318</b>	<b>415,790</b>	<b>19,789</b>

### Performance Measures

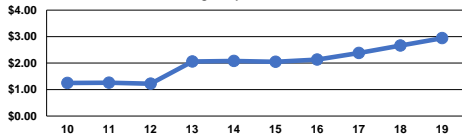
#### Service Efficiency

Mode	Operating Expenses per Vehicle Revenue Mile	Operating Expenses per Vehicle Revenue Hour
Demand Response	\$2.94	\$61.84
<b>Total</b>	<b>\$2.94</b>	<b>\$61.84</b>

#### Service Effectiveness

Mode	Operating Expenses per Unlinked Passenger Trip	Unlinked Trips per Vehicle Revenue Mile	Unlinked Trips per Vehicle Revenue Hour
Demand Response	\$36.73	0.1	1.7
<b>Total</b>	<b>\$36.73</b>	<b>0.1</b>	<b>1.7</b>

Operating Expense per Vehicle Revenue Mile: Agency Total



Unlinked Passenger Trips per Vehicle Revenue Mile: Agency Total

