

# Ludington Mass Transportation Authority

2019 Annual Agency Profile

## General Information

### Service Consumption

177,659 Annual Unlinked Trips (UPT)

### Service Supplied

372,558 Annual Vehicle Revenue Miles (VRM)  
33,462 Annual Vehicle Revenue Hours (VRH)

### Summary of Operating Expenses (OE)

\$1,841,159 Total Operating Expenses

### Database Information

NTDID: 5R03-50459

Reporter Type: Rural General Public Transit

## Financial Information

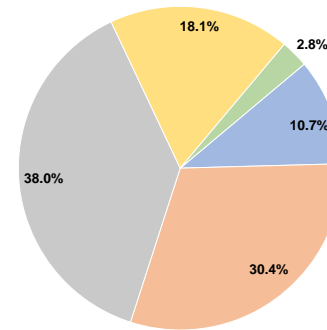
### Sources of Operating Funds Expended

Fare Revenues	\$196,593	10.7%
Local Funds	\$559,920	30.4%
State Funds	\$699,603	38.0%
Federal Assistance	\$334,135	18.1%
Other Funds	\$50,908	2.8%
<b>Total Operating Funds Expended</b>	<b>\$1,841,159</b>	<b>100.0%</b>

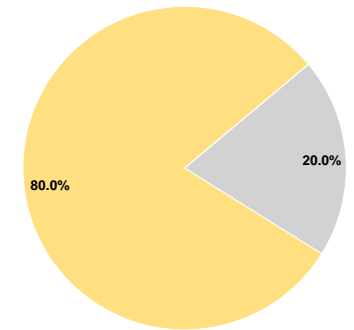
### Sources of Capital Funds Expended

Fare Revenues	\$0	0.0%
Local Funds	\$0	0.0%
State Funds	\$22,579	20.0%
Federal Assistance	\$90,316	80.0%
Other Funds	\$0	0.0%
<b>Total Capital Funds Expended</b>	<b>\$112,895</b>	<b>100.0%</b>

### Operating Funding Sources



### Capital Funding Sources



## Modal Characteristics

### Operation Characteristics

#### Vehicles Operated at Maximum Service

Mode	Directly Operated	Purchased Transportation	Operating Expenses	Fare Revenues	Uses of Capital Funds	Annual Unlinked Trips	Annual Vehicle Revenue Miles	Annual Vehicle Revenue Hours
Demand Response	20	-	\$1,841,159	\$196,593	\$112,895	177,659	372,558	33,462
<b>Total</b>	<b>20</b>	<b>-</b>	<b>\$1,841,159</b>	<b>\$196,593</b>	<b>\$112,895</b>	<b>177,659</b>	<b>372,558</b>	<b>33,462</b>

### Performance Measures

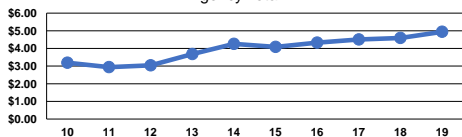
#### Service Efficiency

Mode	Operating Expenses per Vehicle Revenue Mile	Operating Expenses per Vehicle Revenue Hour
Demand Response	\$4.94	\$55.02
<b>Total</b>	<b>\$4.94</b>	<b>\$55.02</b>

#### Service Effectiveness

Mode	Operating Expenses per Unlinked Passenger Trip	Unlinked Trips per Vehicle Revenue Mile	Unlinked Trips per Vehicle Revenue Hour
Demand Response	\$10.36	0.5	5.3
<b>Total</b>	<b>\$10.36</b>	<b>0.5</b>	<b>5.3</b>

Operating Expense per Vehicle Revenue Mile: Agency Total



Unlinked Passenger Trips per Vehicle Revenue Mile: Agency Total

