

Alma-Dial-A-Ride

2019 Annual Agency Profile

General Information

Service Consumption

72,222 Annual Unlinked Trips (UPT)

Service Supplied

228,465 Annual Vehicle Revenue Miles (VRM)

17,323 Annual Vehicle Revenue Hours (VRH)

Summary of Operating Expenses (OE)

\$675,172 Total Operating Expenses

Database Information

NTDID: 5R03-50492

Reporter Type: Rural General Public Transit

Financial Information

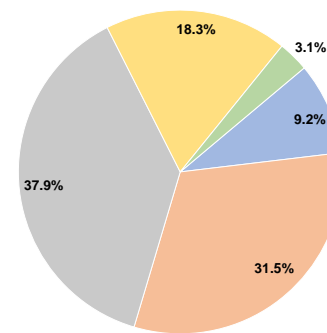
Sources of Operating Funds Expended

Fare Revenues	\$62,208	9.2%
Local Funds	\$212,723	31.5%
State Funds	\$256,160	37.9%
Federal Assistance	\$123,374	18.3%
Other Funds	\$20,707	3.1%
Total Operating Funds Expended	\$675,172	100.0%

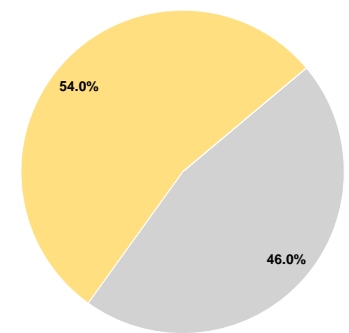
Sources of Capital Funds Expended

Fare Revenues	\$0	0.0%
Local Funds	\$0	0.0%
State Funds	\$208,987	46.0%
Federal Assistance	\$244,917	54.0%
Other Funds	\$0	0.0%
Total Capital Funds Expended	\$453,904	100.0%

Operating Funding Sources



Capital Funding Sources



Modal Characteristics

Operation Characteristics

Vehicles Operated at Maximum Service

Mode	Directly Operated	Purchased Transportation	Operating Expenses	Fare Revenues	Uses of Capital Funds	Annual Unlinked Trips	Annual Vehicle Revenue Miles	Annual Vehicle Revenue Hours
Demand Response	9	-	\$675,172	\$62,208	\$453,904	72,222	228,465	17,323
Total	9	-	\$675,172	\$62,208	\$453,904	72,222	228,465	17,323

Performance Measures

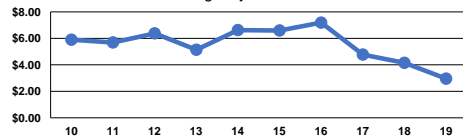
Service Efficiency

Mode	Operating Expenses per Vehicle Revenue Mile	Operating Expenses per Vehicle Revenue Hour
Demand Response	\$2.96	\$38.98
Total	\$2.96	\$38.98

Service Effectiveness

Mode	Operating Expenses per Unlinked Passenger Trip	Unlinked Trips per Vehicle Revenue Mile	Unlinked Trips per Vehicle Revenue Hour
Demand Response	\$9.35	0.3	4.2
Total	\$9.35	0.3	4.2

Operating Expense per Vehicle Revenue Mile: Agency Total



Unlinked Passenger Trips per Vehicle Revenue Mile: Agency Total

