

General Information

Service Consumption

50,019 Annual Unlinked Trips (UPT)

Service Supplied

163,817 Annual Vehicle Revenue Miles (VRM)
13,008 Annual Vehicle Revenue Hours (VRH)

Summary of Operating Expenses (OE)

\$678,213 Total Operating Expenses

Database Information

NTDID: 5R03-50514

Reporter Type: Rural General Public Transit

Financial Information

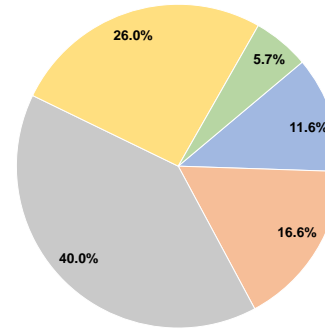
Sources of Operating Funds Expended

Fare Revenues	\$78,928	11.6%
Local Funds	\$112,817	16.6%
State Funds	\$271,479	40.0%
Federal Assistance	\$176,647	26.0%
Other Funds	\$38,342	5.7%
Total Operating Funds Expended	\$678,213	100.0%

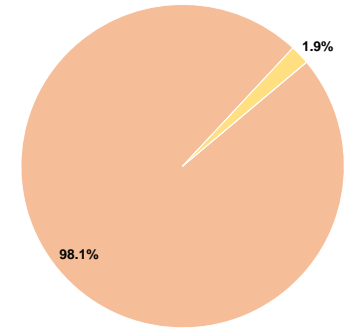
Sources of Capital Funds Expended

Fare Revenues	\$0	0.0%
Local Funds	\$169,860	98.1%
State Funds	\$0	0.0%
Federal Assistance	\$3,353	1.9%
Other Funds	\$0	0.0%
Total Capital Funds Expended	\$173,213	100.0%

Operating Funding Sources



Capital Funding Sources



Modal Characteristics

Operation Characteristics

Vehicles Operated at Maximum Service

Mode	Directly Operated	Purchased Transportation	Operating Expenses	Fare Revenues	Uses of Capital Funds	Annual Unlinked Trips	Annual Vehicle Revenue Miles	Annual Vehicle Revenue Hours
Demand Response	8	-	\$678,213	\$78,928	\$173,214	50,019	163,817	13,008
Total	8	-	\$678,213	\$78,928	\$173,214	50,019	163,817	13,008

Performance Measures

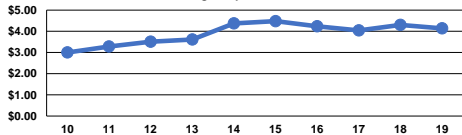
Service Efficiency

Mode	Operating Expenses per Vehicle Revenue Mile	Operating Expenses per Vehicle Revenue Hour
Demand Response	\$4.14	\$52.14
Total	\$4.14	\$52.14

Service Effectiveness

Mode	Operating Expenses per Unlinked Passenger Trip	Unlinked Trips per Vehicle Revenue Mile	Unlinked Trips per Vehicle Revenue Hour
Demand Response	\$13.56	0.3	3.8
Total	\$13.56	0.3	3.8

Operating Expense per Vehicle Revenue Mile: Agency Total



Unlinked Passenger Trips per Vehicle Revenue Mile: Agency Total

