

Pioneer Resources - Muskegon

2019 Annual Agency Profile

General Information

Service Consumption

13,176 Annual Unlinked Trips (UPT)

Service Supplied

87,485 Annual Vehicle Revenue Miles (VRM)
5,318 Annual Vehicle Revenue Hours (VRH)

Summary of Operating Expenses (OE)

\$250,780 Total Operating Expenses

Database Information

NTDID: 5R03-55323

Reporter Type: Rural General Public Transit

Financial Information

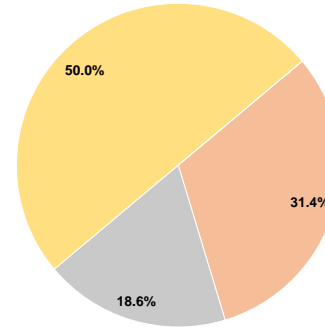
Sources of Operating Funds Expended

Fare Revenues	\$0	0.0%
Local Funds	\$78,810	31.4%
State Funds	\$46,585	18.6%
Federal Assistance	\$125,385	50.0%
Other Funds	\$0	0.0%
Total Operating Funds Expended	\$250,780	100.0%

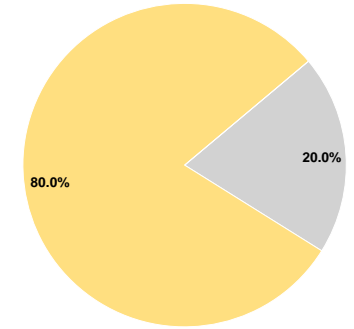
Sources of Capital Funds Expended

Fare Revenues	\$0	0.0%
Local Funds	\$0	0.0%
State Funds	\$86,675	20.0%
Federal Assistance	\$346,699	80.0%
Other Funds	\$0	0.0%
Total Capital Funds Expended	\$433,374	100.0%

Operating Funding Sources



Capital Funding Sources



Modal Characteristics

Operation Characteristics

Vehicles Operated at Maximum Service

Mode	Directly Operated	Purchased Transportation	Operating Expenses	Fare Revenues	Uses of Capital Funds	Annual Unlinked Trips	Annual Vehicle Revenue Miles	Annual Vehicle Revenue Hours
Demand Response	5	-	\$250,780	\$0	\$433,374	13,176	87,485	5,318
Total	5	-	\$250,780	\$0	\$433,374	13,176	87,485	5,318

Performance Measures

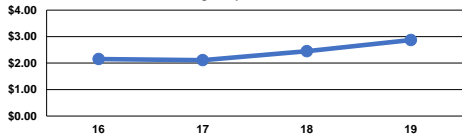
Service Efficiency

Mode	Operating Expenses per Vehicle Revenue Mile	Operating Expenses per Vehicle Revenue Hour
Demand Response	\$2.87	\$47.16
Total	\$2.87	\$47.16

Service Effectiveness

Mode	Operating Expenses per Unlinked Passenger Trip	Unlinked Trips per Vehicle Revenue Mile	Unlinked Trips per Vehicle Revenue Hour
Demand Response	\$19.03	0.2	2.5
Total	\$19.03	0.2	2.5

Operating Expense per Vehicle Revenue Mile: Agency Total



Unlinked Passenger Trips per Vehicle Revenue Mile: Agency Total

