

**General Information**

**Service Consumption**

38,931 Annual Unlinked Trips (UPT)

**Service Supplied**

119,093 Annual Vehicle Revenue Miles (VRM)  
 10,836 Annual Vehicle Revenue Hours (VRH)

**Summary of Operating Expenses (OE)**

\$811,494 Total Operating Expenses

**Database Information**

NTDID: 5R04-50297

Reporter Type: Rural General Public Transit

**Financial Information**

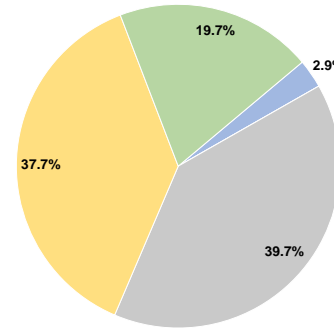
**Sources of Operating Funds Expended**

Fare Revenues	\$23,302	2.9%
Local Funds	\$0	0.0%
State Funds	\$321,883	39.7%
Federal Assistance	\$306,305	37.7%
Other Funds	\$160,004	19.7%
<b>Total Operating Funds Expended</b>	<b>\$811,494</b>	<b>100.0%</b>

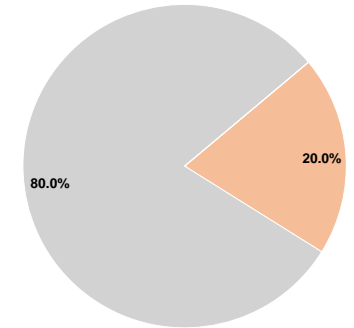
**Sources of Capital Funds Expended**

Fare Revenues	\$0	0.0%
Local Funds	\$32,300	20.0%
State Funds	\$129,198	80.0%
Federal Assistance	\$0	0.0%
Other Funds	\$0	0.0%
<b>Total Capital Funds Expended</b>	<b>\$161,498</b>	<b>100.0%</b>

**Operating Funding Sources**



**Capital Funding Sources**



**Modal Characteristics**

**Operation Characteristics**

**Vehicles Operated at Maximum Service**

Mode	Directly Operated	Purchased Transportation	Operating Expenses	Fare Revenues	Uses of Capital Funds	Annual Unlinked Trips	Annual Vehicle Revenue Miles	Annual Vehicle Revenue Hours
Demand Response	1	-	\$30,151	\$1,161	\$161,498	2,414	9,203	858
Bus	4	-	\$781,343	\$22,141	\$0	36,517	109,890	9,978
<b>Total</b>	<b>5</b>	<b>-</b>	<b>\$811,494</b>	<b>\$23,302</b>	<b>\$161,498</b>	<b>38,931</b>	<b>119,093</b>	<b>10,836</b>

**Performance Measures**

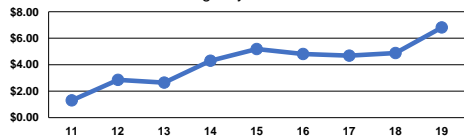
**Service Efficiency**

Mode	Operating Expenses per Vehicle Revenue Mile	Operating Expenses per Vehicle Revenue Hour
Demand Response	\$3.28	\$35.14
Bus	\$7.11	\$78.31
<b>Total</b>	<b>\$6.81</b>	<b>\$74.89</b>

**Service Effectiveness**

Mode	Operating Expenses per Unlinked Passenger Trip	Unlinked Trips per Vehicle Revenue Mile	Unlinked Trips per Vehicle Revenue Hour
Demand Response	\$12.49	0.3	2.8
Bus	\$21.40	0.3	3.7
<b>Total</b>	<b>\$20.84</b>	<b>0.3</b>	<b>3.6</b>

Operating Expense per Vehicle Revenue Mile: Agency Total



Unlinked Passenger Trips per Vehicle Revenue Mile: Agency Total

