

# Volunteer Interfaith Network Effort

2019 Annual Agency Profile

## General Information

### Service Consumption

5,178 Annual Unlinked Trips (UPT)

### Service Supplied

93,958 Annual Vehicle Revenue Miles (VRM)  
4,777 Annual Vehicle Revenue Hours (VRH)

### Summary of Operating Expenses (OE)

\$482,136 Total Operating Expenses

### Database Information

NTDID: 5R04-50321

Reporter Type: Rural General Public Transit

## Financial Information

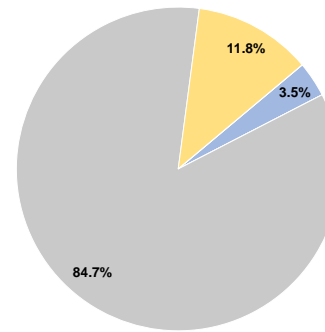
### Sources of Operating Funds Expended

Fare Revenues	\$17,035	3.5%
Local Funds	\$0	0.0%
State Funds	\$408,185	84.7%
Federal Assistance	\$56,916	11.8%
Other Funds	\$0	0.0%
<b>Total Operating Funds Expended</b>	<b>\$482,136</b>	<b>100.0%</b>

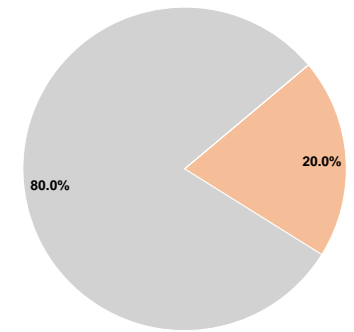
### Sources of Capital Funds Expended

Fare Revenues	\$0	0.0%
Local Funds	\$18,048	20.0%
State Funds	\$72,192	80.0%
Federal Assistance	\$0	0.0%
Other Funds	\$0	0.0%
<b>Total Capital Funds Expended</b>	<b>\$90,240</b>	<b>100.0%</b>

### Operating Funding Sources



### Capital Funding Sources



## Modal Characteristics

### Operation Characteristics

#### Vehicles Operated at Maximum Service

Mode	Directly Operated	Purchased Transportation	Operating Expenses	Fare Revenues	Uses of Capital Funds	Annual Unlinked Trips	Annual Vehicle Revenue Miles	Annual Vehicle Revenue Hours
Demand Response	5	-	\$482,136	\$17,035	\$90,240	5,178	93,958	4,777
<b>Total</b>	<b>5</b>	<b>-</b>	<b>\$482,136</b>	<b>\$17,035</b>	<b>\$90,240</b>	<b>5,178</b>	<b>93,958</b>	<b>4,777</b>

### Performance Measures

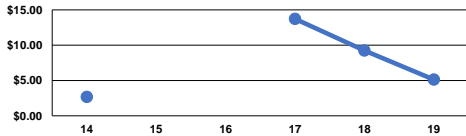
#### Service Efficiency

Mode	Operating Expenses per Vehicle Revenue Mile	Operating Expenses per Vehicle Revenue Hour
Demand Response	\$5.13	\$100.93
<b>Total</b>	<b>\$5.13</b>	<b>\$100.93</b>

#### Service Effectiveness

Mode	Operating Expenses per Unlinked Passenger Trip	Unlinked Trips per Vehicle Revenue Mile	Unlinked Trips per Vehicle Revenue Hour
Demand Response	\$93.11	0.1	1.1
<b>Total</b>	<b>\$93.11</b>	<b>0.1</b>	<b>1.1</b>

Operating Expense per Vehicle Revenue Mile: Agency Total



Unlinked Passenger Trips per Vehicle Revenue Mile: Agency Total

