

Brown County Family Services

2019 Annual Agency Profile

General Information

Service Consumption

51,942 Annual Unlinked Trips (UPT)

Service Supplied

174,635 Annual Vehicle Revenue Miles (VRM)
12,197 Annual Vehicle Revenue Hours (VRH)

Summary of Operating Expenses (OE)

\$762,578 Total Operating Expenses

Database Information

NTDID: 5R04-50384

Reporter Type: Rural General Public Transit

Financial Information

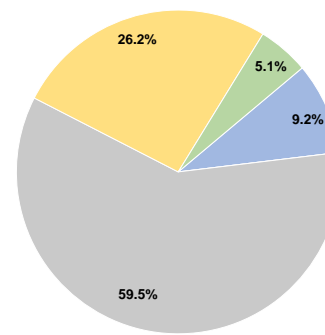
Sources of Operating Funds Expended

Fare Revenues	\$70,089	9.2%
Local Funds	\$0	0.0%
State Funds	\$453,506	59.5%
Federal Assistance	\$199,932	26.2%
Other Funds	\$39,051	5.1%
Total Operating Funds Expended	\$762,578	100.0%

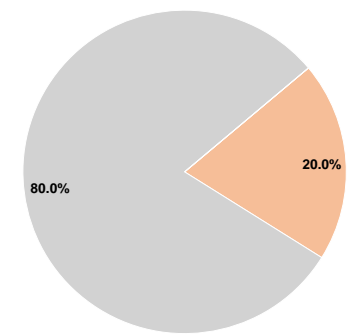
Sources of Capital Funds Expended

Fare Revenues	\$0	0.0%
Local Funds	\$15,493	20.0%
State Funds	\$61,973	80.0%
Federal Assistance	\$0	0.0%
Other Funds	\$0	0.0%
Total Capital Funds Expended	\$77,466	100.0%

Operating Funding Sources



Capital Funding Sources



Modal Characteristics

Operation Characteristics

Vehicles Operated at Maximum Service

Mode	Directly Operated	Purchased Transportation	Operating Expenses	Fare Revenues	Uses of Capital Funds	Annual Unlinked Trips	Annual Vehicle Revenue Miles	Annual Vehicle Revenue Hours
Demand Response	13	-	\$762,578	\$70,089	\$77,466	51,942	174,635	12,197
Total	13	-	\$762,578	\$70,089	\$77,466	51,942	174,635	12,197

Performance Measures

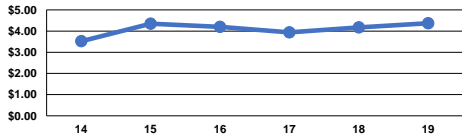
Service Efficiency

Mode	Operating Expenses per Vehicle Revenue Mile	Operating Expenses per Vehicle Revenue Hour
Demand Response	\$4.37	\$62.52
Total	\$4.37	\$62.52

Service Effectiveness

Mode	Operating Expenses per Unlinked Passenger Trip	Unlinked Trips per Vehicle Revenue Mile	Unlinked Trips per Vehicle Revenue Hour
Demand Response	\$14.68	0.3	4.3
Total	\$14.68	0.3	4.3

Operating Expense per Vehicle Revenue Mile: Agency Total



Unlinked Passenger Trips per Vehicle Revenue Mile: Agency Total

