

# Wadena County Social Services

## 2019 Annual Agency Profile

### General Information

#### Service Consumption

61,261 Annual Unlinked Trips (UPT)

#### Service Supplied

186,578 Annual Vehicle Revenue Miles (VRM)  
 14,796 Annual Vehicle Revenue Hours (VRH)

#### Summary of Operating Expenses (OE)

\$849,205 Total Operating Expenses

#### Database Information

NTDID: 5R04-50446

Reporter Type: Rural General Public Transit

### Financial Information

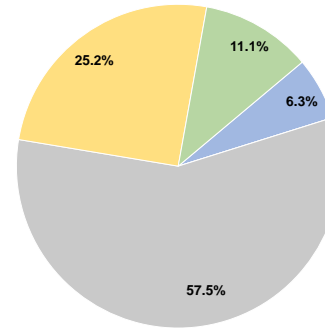
#### Sources of Operating Funds Expended

Fare Revenues	\$53,216	6.3%
Local Funds	\$0	0.0%
State Funds	\$488,093	57.5%
Federal Assistance	\$213,923	25.2%
Other Funds	\$93,973	11.1%
<b>Total Operating Funds Expended</b>	<b>\$849,205</b>	<b>100.0%</b>

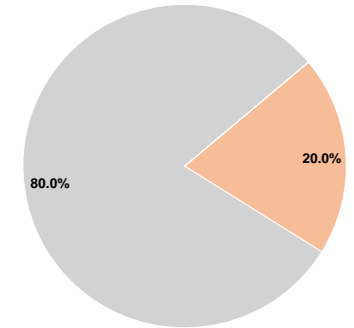
#### Sources of Capital Funds Expended

Fare Revenues	\$0	0.0%
Local Funds	\$16,075	20.0%
State Funds	\$64,301	80.0%
Federal Assistance	\$0	0.0%
Other Funds	\$0	0.0%
<b>Total Capital Funds Expended</b>	<b>\$80,376</b>	<b>100.0%</b>

#### Operating Funding Sources



#### Capital Funding Sources



### Modal Characteristics

#### Operation Characteristics

#### Vehicles Operated at Maximum Service

Mode	Directly Operated	Purchased Transportation	Operating Expenses	Fare Revenues	Uses of Capital Funds	Annual Unlinked Trips	Annual Vehicle Revenue Miles	Annual Vehicle Revenue Hours
Demand Response	6	-	\$791,026	\$46,169	\$80,376	52,074	142,480	13,011
Bus	1	-	\$58,179	\$7,047	\$0	9,187	44,098	1,785
<b>Total</b>	<b>7</b>	<b>-</b>	<b>\$849,205</b>	<b>\$53,216</b>	<b>\$80,376</b>	<b>61,261</b>	<b>186,578</b>	<b>14,796</b>

#### Performance Measures

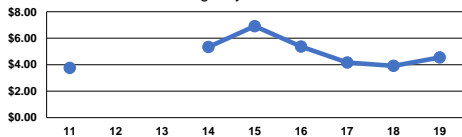
#### Service Efficiency

Mode	Operating Expenses per Vehicle Revenue Mile	Operating Expenses per Vehicle Revenue Hour
Demand Response	\$5.55	\$60.80
Bus	\$1.32	\$32.59
<b>Total</b>	<b>\$4.55</b>	<b>\$57.39</b>

#### Service Effectiveness

Mode	Operating Expenses per Unlinked Passenger Trip	Unlinked Trips per Vehicle Revenue Mile	Unlinked Trips per Vehicle Revenue Hour
Demand Response	\$15.19	0.4	4.0
Bus	\$6.33	0.2	5.1
<b>Total</b>	<b>\$13.86</b>	<b>0.3</b>	<b>4.1</b>

Operating Expense per Vehicle Revenue Mile: Agency Total



Unlinked Passenger Trips per Vehicle Revenue Mile: Agency Total

