

# Greenville Transit System

## 2019 Annual Agency Profile

### General Information

#### Service Consumption

50,879 Annual Unlinked Trips (UPT)

#### Service Supplied

144,646 Annual Vehicle Revenue Miles (VRM)  
 13,043 Annual Vehicle Revenue Hours (VRH)

#### Summary of Operating Expenses (OE)

\$726,964 Total Operating Expenses

#### Database Information

NTDID: 5R05-50415

Reporter Type: Rural General Public Transit

### Financial Information

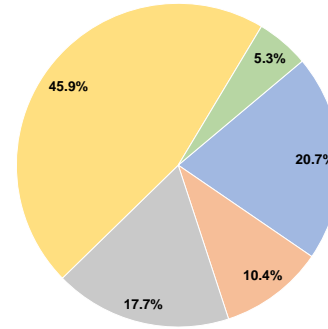
#### Sources of Operating Funds Expended

Fare Revenues	\$150,195	20.7%
Local Funds	\$75,703	10.4%
State Funds	\$128,940	17.7%
Federal Assistance	\$333,712	45.9%
Other Funds	\$38,414	5.3%
<b>Total Operating Funds Expended</b>	<b>\$726,964</b>	<b>100.0%</b>

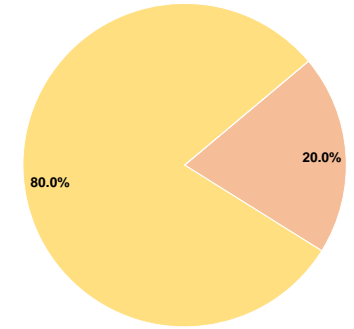
#### Sources of Capital Funds Expended

Fare Revenues	\$0	0.0%
Local Funds	\$14,871	20.0%
State Funds	\$0	0.0%
Federal Assistance	\$59,484	80.0%
Other Funds	\$0	0.0%
<b>Total Capital Funds Expended</b>	<b>\$74,355</b>	<b>100.0%</b>

#### Operating Funding Sources



#### Capital Funding Sources



### Modal Characteristics

#### Operation Characteristics

#### Vehicles Operated at Maximum Service

Mode	Directly Operated	Purchased Transportation	Operating Expenses	Fare Revenues	Uses of Capital Funds	Annual Unlinked Trips	Annual Vehicle Revenue Miles	Annual Vehicle Revenue Hours
Demand Response	8	-	\$726,964	\$150,195	\$74,355	50,879	144,646	13,043
<b>Total</b>	<b>8</b>	<b>-</b>	<b>\$726,964</b>	<b>\$150,195</b>	<b>\$74,355</b>	<b>50,879</b>	<b>144,646</b>	<b>13,043</b>

#### Performance Measures

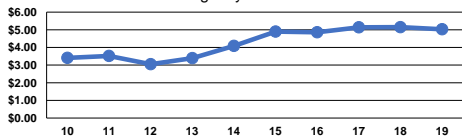
#### Service Efficiency

Mode	Operating Expenses per Vehicle Revenue Mile	Operating Expenses per Vehicle Revenue Hour
Demand Response	\$5.03	\$55.74
<b>Total</b>	<b>\$5.03</b>	<b>\$55.74</b>

#### Service Effectiveness

Mode	Operating Expenses per Unlinked Passenger Trip	Unlinked Trips per Vehicle Revenue Mile	Unlinked Trips per Vehicle Revenue Hour
Demand Response	\$14.29	0.4	3.9
<b>Total</b>	<b>\$14.29</b>	<b>0.4</b>	<b>3.9</b>

Operating Expense per Vehicle Revenue Mile: Agency Total



Unlinked Passenger Trips per Vehicle Revenue Mile: Agency Total

