

General Information

Service Consumption

33,444 Annual Unlinked Trips (UPT)

Service Supplied

120,047 Annual Vehicle Revenue Miles (VRM)
 9,166 Annual Vehicle Revenue Hours (VRH)

Summary of Operating Expenses (OE)

\$287,065 Total Operating Expenses

Database Information

NTDID: 5R06-50303

Reporter Type: Rural General Public Transit

Financial Information

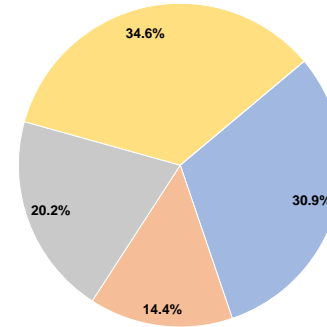
Sources of Operating Funds Expended

| | | |
|---------------------------------------|------------------|---------------|
| Fare Revenues | \$88,682 | 30.9% |
| Local Funds | \$41,261 | 14.4% |
| State Funds | \$57,931 | 20.2% |
| Federal Assistance | \$99,191 | 34.6% |
| Other Funds | \$0 | 0.0% |
| Total Operating Funds Expended | \$287,065 | 100.0% |

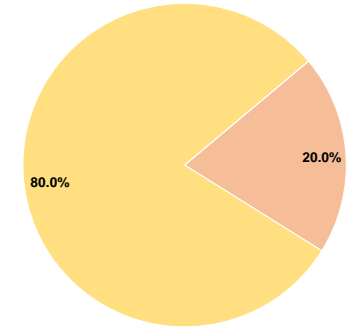
Sources of Capital Funds Expended

| | | |
|-------------------------------------|-----------------|---------------|
| Fare Revenues | \$0 | 0.0% |
| Local Funds | \$7,400 | 20.0% |
| State Funds | \$0 | 0.0% |
| Federal Assistance | \$29,600 | 80.0% |
| Other Funds | \$0 | 0.0% |
| Total Capital Funds Expended | \$37,000 | 100.0% |

Operating Funding Sources



Capital Funding Sources



Modal Characteristics

Operation Characteristics

Vehicles Operated at Maximum Service

| Mode | Directly Operated | Purchased Transportation | Operating Expenses | Fare Revenues | Uses of Capital Funds | Annual Unlinked Trips | Annual Vehicle Revenue Miles | Annual Vehicle Revenue Hours |
|-----------------|-------------------|--------------------------|--------------------|-----------------|-----------------------|-----------------------|------------------------------|------------------------------|
| Demand Response | - | 3 | \$287,065 | \$88,682 | \$37,000 | 33,444 | 120,047 | 9,166 |
| Total | - | 3 | \$287,065 | \$88,682 | \$37,000 | 33,444 | 120,047 | 9,166 |

Performance Measures

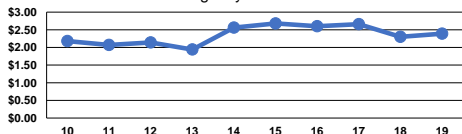
Service Efficiency

| Mode | Operating Expenses per Vehicle Revenue Mile | Operating Expenses per Vehicle Revenue Hour |
|-----------------|---|---|
| Demand Response | \$2.39 | \$31.32 |
| Total | \$2.39 | \$31.32 |

Service Effectiveness

| Mode | Operating Expenses per Unlinked Passenger Trip | Unlinked Trips per Vehicle Revenue Mile | Unlinked Trips per Vehicle Revenue Hour |
|-----------------|--|---|---|
| Demand Response | \$8.58 | 0.3 | 3.6 |
| Total | \$8.58 | 0.3 | 3.6 |

Operating Expense per Vehicle Revenue Mile: Agency Total



Unlinked Passenger Trips per Vehicle Revenue Mile: Agency Total

