

City of Prairie du Chien

2019 Annual Agency Profile

General Information

Service Consumption

39,438 Annual Unlinked Trips (UPT)

Service Supplied

273,651 Annual Vehicle Revenue Miles (VRM)
16,023 Annual Vehicle Revenue Hours (VRH)

Summary of Operating Expenses (OE)

\$542,971 Total Operating Expenses

Database Information

NTDID: 5R06-50482

Reporter Type: Rural General Public Transit

Financial Information

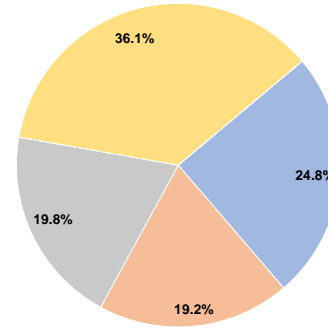
Sources of Operating Funds Expended

Fare Revenues	\$134,768	24.8%
Local Funds	\$104,493	19.2%
State Funds	\$107,581	19.8%
Federal Assistance	\$196,129	36.1%
Other Funds	\$0	0.0%
Total Operating Funds Expended	\$542,971	100.0%

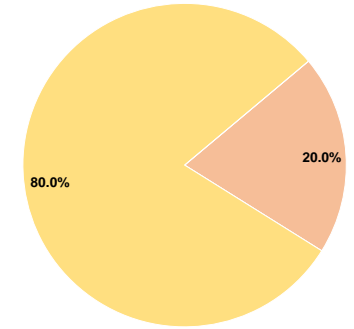
Sources of Capital Funds Expended

Fare Revenues	\$0	0.0%
Local Funds	\$19,390	20.0%
State Funds	\$0	0.0%
Federal Assistance	\$77,558	80.0%
Other Funds	\$0	0.0%
Total Capital Funds Expended	\$96,948	100.0%

Operating Funding Sources



Capital Funding Sources



Modal Characteristics

Operation Characteristics

Vehicles Operated at Maximum Service

Mode	Directly Operated	Purchased Transportation	Operating Expenses	Fare Revenues	Uses of Capital Funds	Annual Unlinked Trips	Annual Vehicle Revenue Miles	Annual Vehicle Revenue Hours
Demand Response	-	5	\$327,105	\$109,029	\$0	29,031	133,975	11,550
Bus	-	4	\$215,866	\$25,739	\$96,948	10,407	139,676	4,473
Total	-	9	\$542,971	\$134,768	\$96,948	39,438	273,651	16,023

Performance Measures

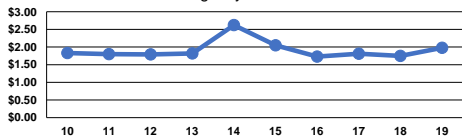
Service Efficiency

Mode	Operating Expenses per Vehicle Revenue Mile	Operating Expenses per Vehicle Revenue Hour
Demand Response	\$2.44	\$28.32
Bus	\$1.55	\$48.26
Total	\$1.98	\$33.89

Service Effectiveness

Mode	Operating Expenses per Unlinked Passenger Trip	Unlinked Trips per Vehicle Revenue Mile	Unlinked Trips per Vehicle Revenue Hour
Demand Response	\$11.27	0.2	2.5
Bus	\$20.74	0.1	2.3
Total	\$13.77	0.1	2.5

Operating Expense per Vehicle Revenue Mile: Agency Total



Unlinked Passenger Trips per Vehicle Revenue Mile: Agency Total

