

General Information

Federally Recognized Tribal Statistical Areas

Chickasaw OTSA, OK

Service Consumption

51,097 Annual Unlinked Trips (UPT)

Service Supplied

845,389 Annual Vehicle Revenue Miles (VRM)
39,635 Annual Vehicle Revenue Hours (VRH)

Database Information

NTDID: 60002

Reporter Type: Tribal Reporter

Financial Information

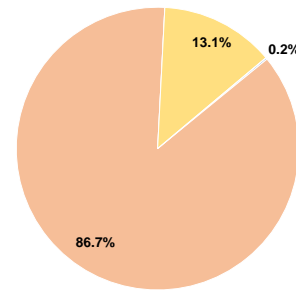
Sources of Operating Funds Expended

Fare Revenues	\$5,232	0.2%
Local Funds	\$2,261,883	86.7%
State Funds	\$0	0.0%
Federal Assistance	\$341,004	13.1%
Other Funds	\$0	0.0%
Total Operating Funds Expended	\$2,608,119	100.0%

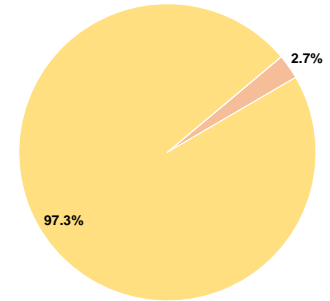
Sources of Capital Funds Expended

Fare Revenues	\$0	0.0%
Local Funds	\$71,196	2.7%
State Funds	\$0	0.0%
Federal Assistance	\$2,566,641	97.3%
Other Funds	\$0	0.0%
Total Capital Funds Expended	\$2,637,837	100.0%

Operating Funding Sources



Capital Funding Sources



Modal Characteristics

Operation Characteristics

Vehicles Operated at Maximum Service

Mode	Directly Operated	Purchased Transportation	Operating Expenses	Fare Revenues	Uses of Capital Funds	Annual Unlinked Trips	Annual Vehicle Revenue Miles	Annual Vehicle Revenue Hours	Average Fleet Age in Years ^a
Demand Response	31	-	\$2,608,119	\$5,232	\$2,637,837	51,097	845,389	39,635	3.0
Total	31	-	\$2,608,119	\$5,232	\$2,637,837	51,097	845,389	39,635	

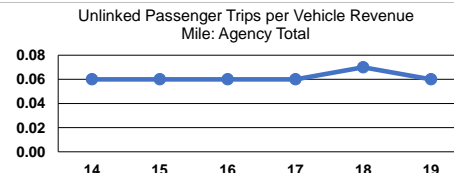
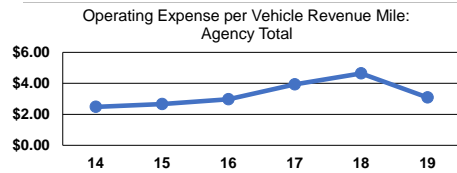
Performance Measures

Service Efficiency

Mode	Operating Expenses per Vehicle Revenue Mile	Operating Expenses per Vehicle Revenue Hour
Demand Response	\$3.09	\$65.80
Total	\$3.09	\$65.80

Service Effectiveness

Mode	Operating Expenses per Unlinked Passenger Trip	Unlinked Trips per Vehicle Revenue Mile	Unlinked Trips per Vehicle Revenue Hour
Demand Response	\$51.04	0.1	1.3
Total	\$51.04	0.1	1.3



Notes:

^aDemand Response - Taxi (DT) and non-dedicated fleets do not report fleet age data.