

**General Information**

**Federally Recognized Tribal Statistical Areas**

Santa Ana Pueblo, NM

**Service Consumption**

19,784 Annual Unlinked Trips (UPT)

**Service Supplied**

71,765 Annual Vehicle Revenue Miles (VRM)  
 6,688 Annual Vehicle Revenue Hours (VRH)

**Database Information**

NTDID: 66152  
 Reporter Type: Tribal Reporter

**Financial Information**

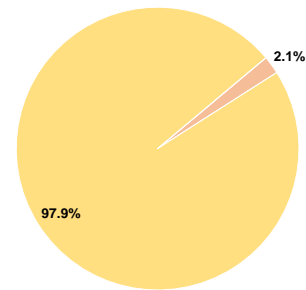
**Sources of Operating Funds Expended**

Fare Revenues	\$0	0.0%
Local Funds	\$5,769	2.1%
State Funds	\$0	0.0%
Federal Assistance	\$272,850	97.9%
Other Funds	\$0	0.0%
<b>Total Operating Funds Expended</b>	<b>\$278,619</b>	<b>100.0%</b>

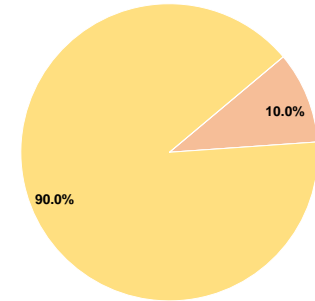
**Sources of Capital Funds Expended**

Fare Revenues	\$0	0.0%
Local Funds	\$8,234	10.0%
State Funds	\$0	0.0%
Federal Assistance	\$74,103	90.0%
Other Funds	\$0	0.0%
<b>Total Capital Funds Expended</b>	<b>\$82,337</b>	<b>100.0%</b>

**Operating Funding Sources**



**Capital Funding Sources**



**Modal Characteristics**

**Operation Characteristics**

**Vehicles Operated at Maximum Service**

Mode	Directly Operated	Purchased Transportation	Operating Expenses	Fare Revenues	Uses of Capital Funds	Annual Unlinked Trips	Annual Vehicle Revenue Miles	Annual Vehicle Revenue Hours	Average Fleet Age in Years <sup>a</sup>
Bus	3	-	\$278,619	\$0	\$82,337	19,784	71,765	6,688	5.7
<b>Total</b>	<b>3</b>	<b>-</b>	<b>\$278,619</b>	<b>\$0</b>	<b>\$82,337</b>	<b>19,784</b>	<b>71,765</b>	<b>6,688</b>	

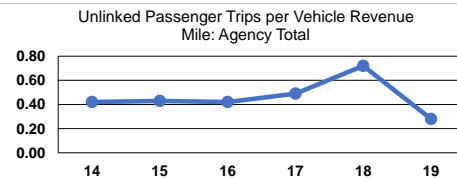
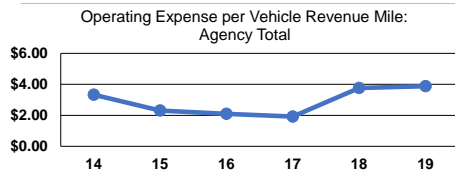
**Performance Measures**

**Service Efficiency**

Mode	Operating Expenses per Vehicle Revenue Mile	Operating Expenses per Vehicle Revenue Hour
Bus	\$3.88	\$41.66
<b>Total</b>	<b>\$3.88</b>	<b>\$41.66</b>

**Service Effectiveness**

Mode	Operating Expenses per Unlinked Passenger Trip	Unlinked Trips per Vehicle Revenue Mile	Unlinked Trips per Vehicle Revenue Hour
Bus	\$14.08	0.3	3.0
<b>Total</b>	<b>\$14.08</b>	<b>0.3</b>	<b>3.0</b>



**Notes:**

<sup>a</sup>Demand Response - Taxi (DT) and non-dedicated fleets do not report fleet age data.