

General Information

Federally Recognized Tribal Statistical Areas
 Zuni Reservation and Off-Reservation Trust Land, NM--AZ

Service Consumption
 43,585 Annual Unlinked Trips (UPT)

Service Supplied
 132,051 Annual Vehicle Revenue Miles (VRM)
 5,908 Annual Vehicle Revenue Hours (VRH)

Database Information
 NTDID: 66242
 Reporter Type: Tribal Reporter

Financial Information

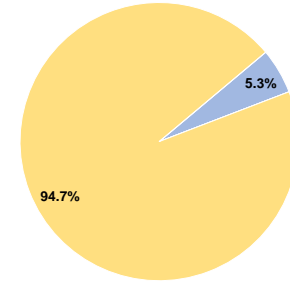
Sources of Operating Funds Expended

Fare Revenues	\$19,430	5.3%
Local Funds	\$0	0.0%
State Funds	\$0	0.0%
Federal Assistance	\$348,352	94.7%
Other Funds	\$0	0.0%
Total Operating Funds Expended	\$367,782	100.0%

Sources of Capital Funds Expended

Fare Revenues	\$0
Local Funds	\$0
State Funds	\$0
Federal Assistance	\$0
Other Funds	\$0
Total Capital Funds Expended	\$0

Operating Funding Sources



Modal Characteristics

Operation Characteristics

Vehicles Operated at Maximum Service

Mode	Directly Operated	Purchased Transportation	Operating Expenses	Fare Revenues	Uses of Capital Funds	Annual Unlinked Trips	Annual Vehicle Revenue Miles	Annual Vehicle Revenue Hours	Average Fleet Age in Years ^a
Bus	3	-	\$367,782	\$19,430	\$0	43,585	132,051	5,908	2.6
Total	3	-	\$367,782	\$19,430	\$0	43,585	132,051	5,908	

Performance Measures

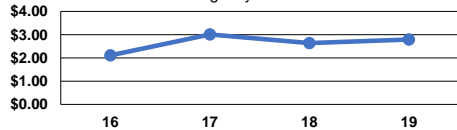
Service Efficiency

Mode	Operating Expenses per Vehicle Revenue Mile	Operating Expenses per Vehicle Revenue Hour
Bus	\$2.79	\$62.25
Total	\$2.79	\$62.25

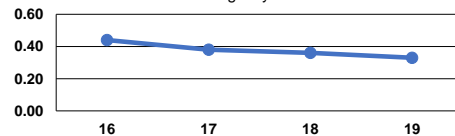
Service Effectiveness

Mode	Operating Expenses per Unlinked Passenger Trip	Unlinked Trips per Vehicle Revenue Mile	Unlinked Trips per Vehicle Revenue Hour
Bus	\$8.44	0.3	7.4
Total	\$8.44	0.3	7.4

Operating Expense per Vehicle Revenue Mile: Agency Total



Unlinked Passenger Trips per Vehicle Revenue Mile: Agency Total



Notes:

^aDemand Response - Taxi (DT) and non-dedicated fleets do not report fleet age data.