

Crowley's Ridge Development Council, Inc. (NEAT) dba North East Arkansas Transit

2019 Annual Agency Profile

General Information

Service Consumption

5,572 Annual Unlinked Trips (UPT)

Service Supplied

211,495 Annual Vehicle Revenue Miles (VRM)

8,772 Annual Vehicle Revenue Hours (VRH)

Summary of Operating Expenses (OE)

\$191,066 Total Operating Expenses

Database Information

NTDID: 6R01-60204

Reporter Type: Rural General Public Transit

Financial Information

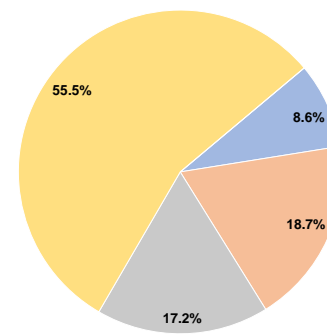
Sources of Operating Funds Expended

Fare Revenues	\$16,395	8.6%
Local Funds	\$35,682	18.7%
State Funds	\$32,943	17.2%
Federal Assistance	\$106,046	55.5%
Other Funds	\$0	0.0%
Total Operating Funds Expended	\$191,066	100.0%

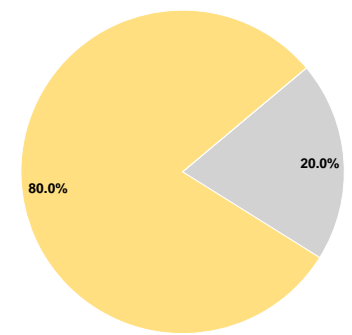
Sources of Capital Funds Expended

Fare Revenues	\$0	0.0%
Local Funds	\$0	0.0%
State Funds	\$7,057	20.0%
Federal Assistance	\$28,226	80.0%
Other Funds	\$0	0.0%
Total Capital Funds Expended	\$35,283	100.0%

Operating Funding Sources



Capital Funding Sources



Modal Characteristics

Operation Characteristics

Vehicles Operated at Maximum Service

Mode	Directly Operated	Purchased Transportation	Operating Expenses	Fare Revenues	Uses of Capital Funds	Annual Unlinked Trips	Annual Vehicle Revenue Miles	Annual Vehicle Revenue Hours
Demand Response	9	-	\$191,066	\$16,395	\$35,283	5,572	211,495	8,772
Total	9	-	\$191,066	\$16,395	\$35,283	5,572	211,495	8,772

Performance Measures

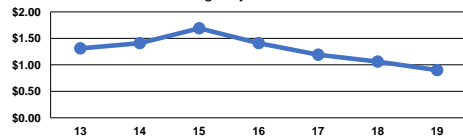
Service Efficiency

Mode	Operating Expenses per Vehicle Revenue Mile	Operating Expenses per Vehicle Revenue Hour
Demand Response	\$0.90	\$21.78
Total	\$0.90	\$21.78

Service Effectiveness

Mode	Operating Expenses per Unlinked Passenger Trip	Unlinked Trips per Vehicle Revenue Mile	Unlinked Trips per Vehicle Revenue Hour
Demand Response	\$34.29	0.0	0.6
Total	\$34.29	0.0	0.6

Operating Expense per Vehicle Revenue Mile: Agency Total



Unlinked Passenger Trips per Vehicle Revenue Mile: Agency Total

