

# Central Arkansas Development Council (CADC/SCAT) dba South Central Arkansas Transit

2019 Annual Agency Profile

## General Information

### Service Consumption

440,678 Annual Unlinked Trips (UPT)

### Service Supplied

5,040,189 Annual Vehicle Revenue Miles (VRM)  
 265,148 Annual Vehicle Revenue Hours (VRH)

### Summary of Operating Expenses (OE)

\$10,479,334 Total Operating Expenses

### Database Information

NTDID: 6R01-60246

Reporter Type: Rural General Public Transit

## Financial Information

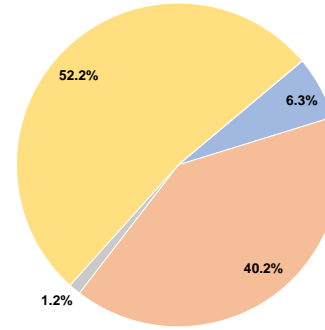
### Sources of Operating Funds Expended

Fare Revenues	\$663,662	6.3%
Local Funds	\$4,216,569	40.2%
State Funds	\$125,507	1.2%
Federal Assistance	\$5,473,596	52.2%
Other Funds	\$0	0.0%
<b>Total Operating Funds Expended</b>	<b>\$10,479,334</b>	<b>100.0%</b>

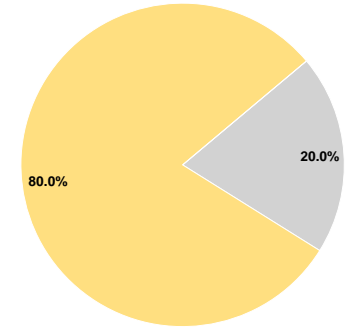
### Sources of Capital Funds Expended

Fare Revenues	\$0	0.0%
Local Funds	\$0	0.0%
State Funds	\$308,836	20.0%
Federal Assistance	\$1,235,342	80.0%
Other Funds	\$0	0.0%
<b>Total Capital Funds Expended</b>	<b>\$1,544,178</b>	<b>100.0%</b>

### Operating Funding Sources



### Capital Funding Sources



## Modal Characteristics

### Operation Characteristics

#### Vehicles Operated at Maximum Service

Mode	Directly Operated	Purchased Transportation	Operating Expenses	Fare Revenues	Uses of Capital Funds	Annual Unlinked Trips	Annual Vehicle Revenue Miles	Annual Vehicle Revenue Hours
Demand Response	218	-	\$10,479,334	\$663,662	\$1,544,178	440,678	5,040,189	265,148
<b>Total</b>	<b>218</b>	<b>-</b>	<b>\$10,479,334</b>	<b>\$663,662</b>	<b>\$1,544,178</b>	<b>440,678</b>	<b>5,040,189</b>	<b>265,148</b>

### Performance Measures

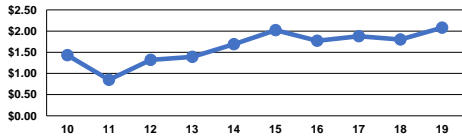
#### Service Efficiency

Mode	Operating Expenses per Vehicle Revenue Mile	Operating Expenses per Vehicle Revenue Hour
Demand Response	\$2.08	\$39.52
<b>Total</b>	<b>\$2.08</b>	<b>\$39.52</b>

#### Service Effectiveness

Mode	Operating Expenses per Unlinked Passenger Trip	Unlinked Trips per Vehicle Revenue Mile	Unlinked Trips per Vehicle Revenue Hour
Demand Response	\$23.78	0.1	1.7
<b>Total</b>	<b>\$23.78</b>	<b>0.1</b>	<b>1.7</b>

Operating Expense per Vehicle Revenue Mile: Agency Total



Unlinked Passenger Trips per Vehicle Revenue Mile: Agency Total

