

Pointe Coupee Council on Aging

2019 Annual Agency Profile

General Information

Service Consumption

27,921 Annual Unlinked Trips (UPT)

Service Supplied

354,432 Annual Vehicle Revenue Miles (VRM)
17,362 Annual Vehicle Revenue Hours (VRH)

Summary of Operating Expenses (OE)

\$585,029 Total Operating Expenses

Database Information

NTDID: 6R02-60135

Reporter Type: Rural General Public Transit

Financial Information

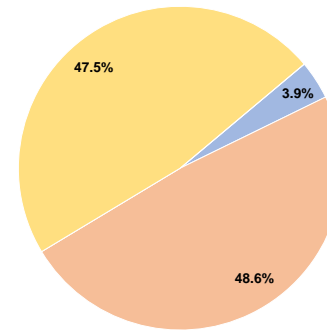
Sources of Operating Funds Expended

Fare Revenues	\$22,641	3.9%
Local Funds	\$284,430	48.6%
State Funds	\$0	0.0%
Federal Assistance	\$277,958	47.5%
Other Funds	\$0	0.0%
Total Operating Funds Expended	\$585,029	100.0%

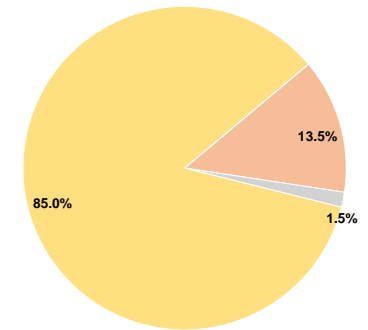
Sources of Capital Funds Expended

Fare Revenues	\$0	0.0%
Local Funds	\$15,906	13.5%
State Funds	\$1,767	1.5%
Federal Assistance	\$100,150	85.0%
Other Funds	\$0	0.0%
Total Capital Funds Expended	\$117,823	100.0%

Operating Funding Sources



Capital Funding Sources



Modal Characteristics

Operation Characteristics

Vehicles Operated at Maximum Service

Mode	Directly Operated	Purchased Transportation	Operating Expenses	Fare Revenues	Uses of Capital Funds	Annual Unlinked Trips	Annual Vehicle Revenue Miles	Annual Vehicle Revenue Hours
Demand Response	13	-	\$585,029	\$22,641	\$117,823	27,921	354,432	17,362
Total	13	-	\$585,029	\$22,641	\$117,823	27,921	354,432	17,362

Performance Measures

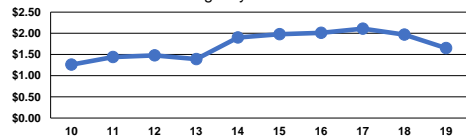
Service Efficiency

Mode	Operating Expenses per Vehicle Revenue Mile	Operating Expenses per Vehicle Revenue Hour
Demand Response	\$1.65	\$33.70
Total	\$1.65	\$33.70

Service Effectiveness

Mode	Operating Expenses per Unlinked Passenger Trip	Unlinked Trips per Vehicle Revenue Mile	Unlinked Trips per Vehicle Revenue Hour
Demand Response	\$20.95	0.1	1.6
Total	\$20.95	0.1	1.6

Operating Expense per Vehicle Revenue Mile: Agency Total



Unlinked Passenger Trips per Vehicle Revenue Mile: Agency Total

