

Vermilion Council on Aging

2019 Annual Agency Profile

<http://www.stmarycaa.org/caa%20programs.htm>

1928 Graceland
Abbeville, LA 70510

General Information

Service Consumption

8,030 Annual Unlinked Trips (UPT)

Service Supplied

88,085 Annual Vehicle Revenue Miles (VRM)
6,104 Annual Vehicle Revenue Hours (VRH)

Summary of Operating Expenses (OE)

\$191,098 Total Operating Expenses

Database Information

NTDID: 6R02-60211

Reporter Type: Rural General Public Transit

Financial Information

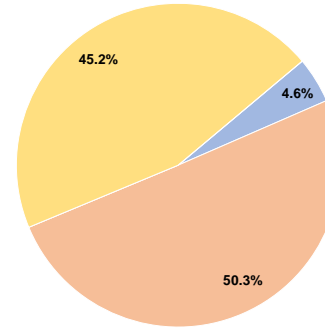
Sources of Operating Funds Expended

Fare Revenues	\$8,744	4.6%
Local Funds	\$96,062	50.3%
State Funds	\$0	0.0%
Federal Assistance	\$86,292	45.2%
Other Funds	\$0	0.0%
Total Operating Funds Expended	\$191,098	100.0%

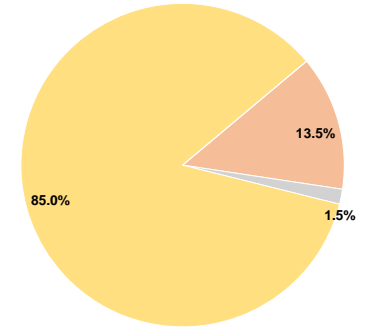
Sources of Capital Funds Expended

Fare Revenues	\$0	0.0%
Local Funds	\$5,341	13.5%
State Funds	\$593	1.5%
Federal Assistance	\$33,627	85.0%
Other Funds	\$0	0.0%
Total Capital Funds Expended	\$39,561	100.0%

Operating Funding Sources



Capital Funding Sources



Modal Characteristics

Operation Characteristics

Vehicles Operated at Maximum Service

Mode	Directly Operated	Purchased Transportation	Operating Expenses	Fare Revenues	Uses of Capital Funds	Annual Unlinked Trips	Annual Vehicle Revenue Miles	Annual Vehicle Revenue Hours
Demand Response	6	-	\$191,098	\$8,744	\$39,561	8,030	88,085	6,104
Total	6	-	\$191,098	\$8,744	\$39,561	8,030	88,085	6,104

Performance Measures

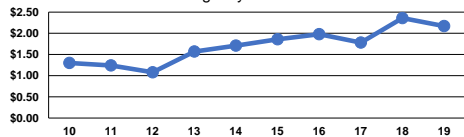
Service Efficiency

Mode	Operating Expenses per Vehicle Revenue Mile	Operating Expenses per Vehicle Revenue Hour
Demand Response	\$2.17	\$31.31
Total	\$2.17	\$31.31

Service Effectiveness

Mode	Operating Expenses per Unlinked Passenger Trip	Unlinked Trips per Vehicle Revenue Mile	Unlinked Trips per Vehicle Revenue Hour
Demand Response	\$23.80	0.1	1.3
Total	\$23.80	0.1	1.3

Operating Expense per Vehicle Revenue Mile: Agency Total



Unlinked Passenger Trips per Vehicle Revenue Mile: Agency Total

