

# West Ouachita Senior Center

## 2019 Annual Agency Profile

### General Information

#### Service Consumption

33,001 Annual Unlinked Trips (UPT)

#### Service Supplied

132,736 Annual Vehicle Revenue Miles (VRM)  
11,029 Annual Vehicle Revenue Hours (VRH)

#### Summary of Operating Expenses (OE)

\$448,647 Total Operating Expenses

#### Database Information

NTDID: 6R02-60217

Reporter Type: Rural General Public Transit

### Financial Information

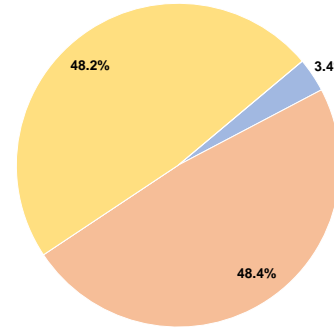
#### Sources of Operating Funds Expended

Fare Revenues	\$15,277	3.4%
Local Funds	\$216,992	48.4%
State Funds	\$0	0.0%
Federal Assistance	\$216,378	48.2%
Other Funds	\$0	0.0%
<b>Total Operating Funds Expended</b>	<b>\$448,647</b>	<b>100.0%</b>

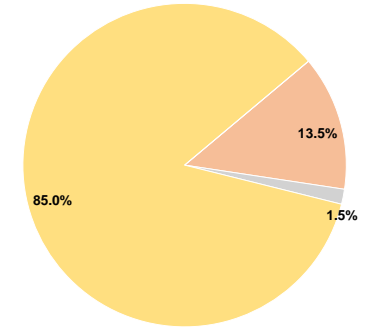
#### Sources of Capital Funds Expended

Fare Revenues	\$0	0.0%
Local Funds	\$25,069	13.5%
State Funds	\$2,785	1.5%
Federal Assistance	\$157,844	85.0%
Other Funds	\$0	0.0%
<b>Total Capital Funds Expended</b>	<b>\$185,698</b>	<b>100.0%</b>

#### Operating Funding Sources



#### Capital Funding Sources



### Modal Characteristics

#### Operation Characteristics

#### Vehicles Operated at Maximum Service

Mode	Directly Operated	Purchased Transportation	Operating Expenses	Fare Revenues	Uses of Capital Funds	Annual Unlinked Trips	Annual Vehicle Revenue Miles	Annual Vehicle Revenue Hours
Demand Response	12	-	\$448,647	\$15,277	\$185,698	33,001	132,736	11,029
<b>Total</b>	<b>12</b>	<b>-</b>	<b>\$448,647</b>	<b>\$15,277</b>	<b>\$185,698</b>	<b>33,001</b>	<b>132,736</b>	<b>11,029</b>

#### Performance Measures

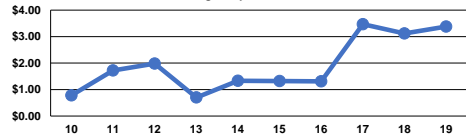
#### Service Efficiency

Mode	Operating Expenses per Vehicle Revenue Mile	Operating Expenses per Vehicle Revenue Hour
Demand Response	\$3.38	\$40.68
<b>Total</b>	<b>\$3.38</b>	<b>\$40.68</b>

#### Service Effectiveness

Mode	Operating Expenses per Unlinked Passenger Trip	Unlinked Trips per Vehicle Revenue Mile	Unlinked Trips per Vehicle Revenue Hour
Demand Response	\$13.59	0.2	3.0
<b>Total</b>	<b>\$13.59</b>	<b>0.2</b>	<b>3.0</b>

Operating Expense per Vehicle Revenue Mile: Agency Total



Unlinked Passenger Trips per Vehicle Revenue Mile: Agency Total

