

# Vernon Council on Aging

2019 Annual Agency Profile

200 North 3rd St.  
Leesville, LA 71446

## General Information

### Service Consumption

12,902 Annual Unlinked Trips (UPT)

### Service Supplied

168,235 Annual Vehicle Revenue Miles (VRM)  
9,871 Annual Vehicle Revenue Hours (VRH)

### Summary of Operating Expenses (OE)

\$384,770 Total Operating Expenses

### Database Information

NTDID: 6R02-60263

Reporter Type: Rural General Public Transit

## Financial Information

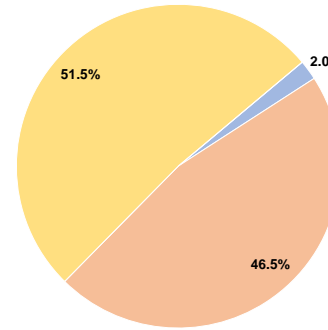
### Sources of Operating Funds Expended

Fare Revenues	\$7,646	2.0%
Local Funds	\$178,968	46.5%
State Funds	\$0	0.0%
Federal Assistance	\$198,156	51.5%
Other Funds	\$0	0.0%
<b>Total Operating Funds Expended</b>	<b>\$384,770</b>	<b>100.0%</b>

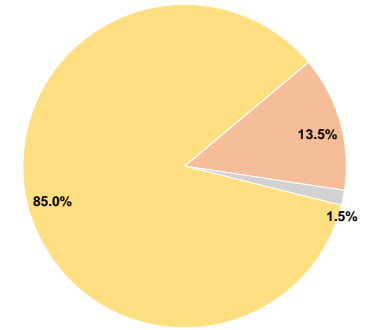
### Sources of Capital Funds Expended

Fare Revenues	\$0	0.0%
Local Funds	\$10,681	13.5%
State Funds	\$1,187	1.5%
Federal Assistance	\$67,254	85.0%
Other Funds	\$0	0.0%
<b>Total Capital Funds Expended</b>	<b>\$79,122</b>	<b>100.0%</b>

### Operating Funding Sources



### Capital Funding Sources



## Modal Characteristics

### Operation Characteristics

#### Vehicles Operated at Maximum Service

Mode	Directly Operated	Purchased Transportation	Operating Expenses	Fare Revenues	Uses of Capital Funds	Annual Unlinked Trips	Annual Vehicle Revenue Miles	Annual Vehicle Revenue Hours
Demand Response	6	-	\$384,770	\$7,646	\$79,122	12,902	168,235	9,871
<b>Total</b>	<b>6</b>	<b>-</b>	<b>\$384,770</b>	<b>\$7,646</b>	<b>\$79,122</b>	<b>12,902</b>	<b>168,235</b>	<b>9,871</b>

### Performance Measures

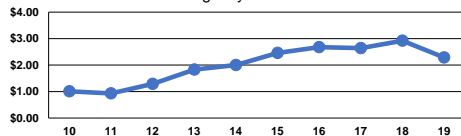
#### Service Efficiency

Mode	Operating Expenses per Vehicle Revenue Mile	Operating Expenses per Vehicle Revenue Hour
Demand Response	\$2.29	\$38.98
<b>Total</b>	<b>\$2.29</b>	<b>\$38.98</b>

#### Service Effectiveness

Mode	Operating Expenses per Unlinked Passenger Trip	Unlinked Trips per Vehicle Revenue Mile	Unlinked Trips per Vehicle Revenue Hour
Demand Response	\$29.82	0.1	1.3
<b>Total</b>	<b>\$29.82</b>	<b>0.1</b>	<b>1.3</b>

Operating Expense per Vehicle Revenue Mile: Agency Total



Unlinked Passenger Trips per Vehicle Revenue Mile: Agency Total

