

General Information

Service Consumption

17,498 Annual Unlinked Trips (UPT)

Service Supplied

62,414 Annual Vehicle Revenue Miles (VRM)
4,216 Annual Vehicle Revenue Hours (VRH)

Summary of Operating Expenses (OE)

\$251,082 Total Operating Expenses

Database Information

NTDID: 6R03-60236

Reporter Type: Rural General Public Transit

Financial Information

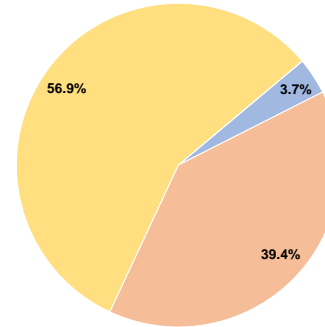
Sources of Operating Funds Expended

Fare Revenues	\$9,167	3.7%
Local Funds	\$98,970	39.4%
State Funds	\$0	0.0%
Federal Assistance	\$142,945	56.9%
Other Funds	\$0	0.0%
Total Operating Funds Expended	\$251,082	100.0%

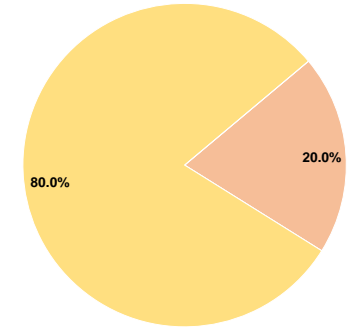
Sources of Capital Funds Expended

Fare Revenues	\$0	0.0%
Local Funds	\$11,583	20.0%
State Funds	\$0	0.0%
Federal Assistance	\$46,334	80.0%
Other Funds	\$0	0.0%
Total Capital Funds Expended	\$57,917	100.0%

Operating Funding Sources



Capital Funding Sources



Modal Characteristics

Operation Characteristics

Vehicles Operated at Maximum Service

Mode	Directly Operated	Purchased Transportation	Operating Expenses	Fare Revenues	Uses of Capital Funds	Annual Unlinked Trips	Annual Vehicle Revenue Miles	Annual Vehicle Revenue Hours
Demand Response	4	-	\$251,082	\$9,167	\$57,917	17,498	62,414	4,216
Total	4	-	\$251,082	\$9,167	\$57,917	17,498	62,414	4,216

Performance Measures

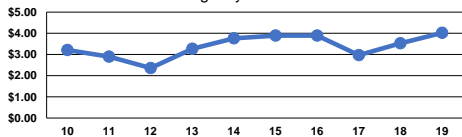
Service Efficiency

Mode	Operating Expenses per Vehicle Revenue Mile	Operating Expenses per Vehicle Revenue Hour
Demand Response	\$4.02	\$59.55
Total	\$4.02	\$59.55

Service Effectiveness

Mode	Operating Expenses per Unlinked Passenger Trip	Unlinked Trips per Vehicle Revenue Mile	Unlinked Trips per Vehicle Revenue Hour
Demand Response	\$14.35	0.3	4.2
Total	\$14.35	0.3	4.2

Operating Expense per Vehicle Revenue Mile: Agency Total



Unlinked Passenger Trips per Vehicle Revenue Mile: Agency Total

