

Golden Spread Rural Frontier Coalition

2019 Annual Agency Profile

113 Walnut St.
P.O. Box 96
Clayton, NM 88415

General Information

Service Consumption

11,155 Annual Unlinked Trips (UPT)

Service Supplied

106,017 Annual Vehicle Revenue Miles (VRM)
7,649 Annual Vehicle Revenue Hours (VRH)

Summary of Operating Expenses (OE)

\$352,458 Total Operating Expenses

Database Information

NTDID: 6R03-60244

Reporter Type: Rural General Public Transit

Financial Information

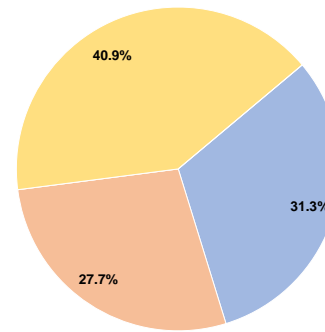
Sources of Operating Funds Expended

Fare Revenues	\$110,473	31.3%
Local Funds	\$97,688	27.7%
State Funds	\$0	0.0%
Federal Assistance	\$144,297	40.9%
Other Funds	\$0	0.0%
Total Operating Funds Expended	\$352,458	100.0%

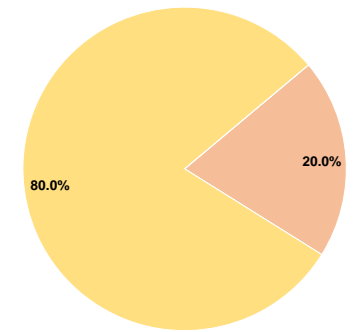
Sources of Capital Funds Expended

Fare Revenues	\$0	0.0%
Local Funds	\$27,261	20.0%
State Funds	\$0	0.0%
Federal Assistance	\$109,044	80.0%
Other Funds	\$0	0.0%
Total Capital Funds Expended	\$136,305	100.0%

Operating Funding Sources



Capital Funding Sources



Modal Characteristics

Operation Characteristics

Vehicles Operated at Maximum Service

Mode	Directly Operated	Purchased Transportation	Operating Expenses	Fare Revenues	Uses of Capital Funds	Annual Unlinked Trips	Annual Vehicle Revenue Miles	Annual Vehicle Revenue Hours
Demand Response	6	-	\$352,458	\$110,473	\$136,305	11,155	106,017	7,649
Total	6	-	\$352,458	\$110,473	\$136,305	11,155	106,017	7,649

Performance Measures

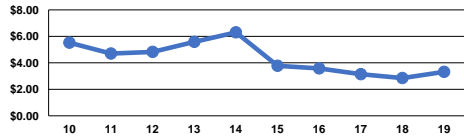
Service Efficiency

Mode	Operating Expenses per Vehicle Revenue Mile	Operating Expenses per Vehicle Revenue Hour
Demand Response	\$3.32	\$46.08
Total	\$3.32	\$46.08

Service Effectiveness

Mode	Operating Expenses per Unlinked Passenger Trip	Unlinked Trips per Vehicle Revenue Mile	Unlinked Trips per Vehicle Revenue Hour
Demand Response	\$31.60	0.1	1.5
Total	\$31.60	0.1	1.5

Operating Expense per Vehicle Revenue Mile: Agency Total



Unlinked Passenger Trips per Vehicle Revenue Mile: Agency Total

