

KI BOIS Community Action Foundation, Inc.

2019 Annual Agency Profile

General Information

Service Consumption

636,691 Annual Unlinked Trips (UPT)

Service Supplied

4,485,131 Annual Vehicle Revenue Miles (VRM)
274,889 Annual Vehicle Revenue Hours (VRH)

Summary of Operating Expenses (OE)

\$8,595,885 Total Operating Expenses

Database Information

NTDID: 6R04-60172

Reporter Type: Rural General Public Transit

Financial Information

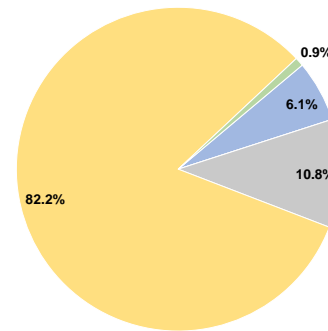
Sources of Operating Funds Expended

Fare Revenues	\$526,927	6.1%
Local Funds	\$0	0.0%
State Funds	\$930,061	10.8%
Federal Assistance	\$7,063,897	82.2%
Other Funds	\$75,000	0.9%
Total Operating Funds Expended	\$8,595,885	100.0%

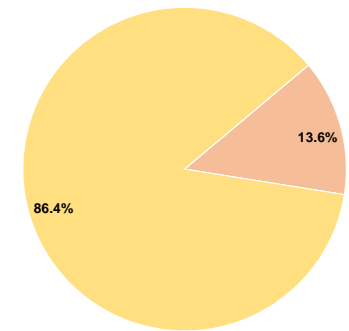
Sources of Capital Funds Expended

Fare Revenues	\$0	0.0%
Local Funds	\$286,051	13.6%
State Funds	\$0	0.0%
Federal Assistance	\$1,812,501	86.4%
Other Funds	\$0	0.0%
Total Capital Funds Expended	\$2,098,552	100.0%

Operating Funding Sources



Capital Funding Sources



Modal Characteristics

Operation Characteristics

Vehicles Operated at Maximum Service

Mode	Directly Operated	Purchased Transportation	Operating Expenses	Fare Revenues	Uses of Capital Funds	Annual Unlinked Trips	Annual Vehicle Revenue Miles	Annual Vehicle Revenue Hours
Demand Response	190	-	\$8,595,885	\$526,927	\$2,098,552	636,691	4,485,131	274,889
Total	190	-	\$8,595,885	\$526,927	\$2,098,552	636,691	4,485,131	274,889

Performance Measures

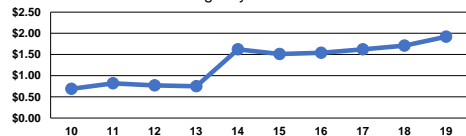
Service Efficiency

Mode	Operating Expenses per Vehicle Revenue Mile	Operating Expenses per Vehicle Revenue Hour
Demand Response	\$1.92	\$31.27
Total	\$1.92	\$31.27

Service Effectiveness

Mode	Operating Expenses per Unlinked Passenger Trip	Unlinked Trips per Vehicle Revenue Mile	Unlinked Trips per Vehicle Revenue Hour
Demand Response	\$13.50	0.1	2.3
Total	\$13.50	0.1	2.3

Operating Expense per Vehicle Revenue Mile: Agency Total



Unlinked Passenger Trips per Vehicle Revenue Mile: Agency Total

