

Ark-Tex Council of Governments

2019 Annual Agency Profile

General Information

Service Consumption

168,083 Annual Unlinked Trips (UPT)

Service Supplied

1,138,998 Annual Vehicle Revenue Miles (VRM)
 56,388 Annual Vehicle Revenue Hours (VRH)

Summary of Operating Expenses (OE)

\$3,586,668 Total Operating Expenses

Database Information

NTDID: 6R05-60145
 Reporter Type: Rural General Public Transit

Financial Information

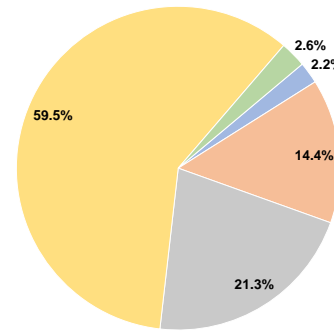
Sources of Operating Funds Expended

Fare Revenues	\$77,476	2.2%
Local Funds	\$517,390	14.4%
State Funds	\$765,224	21.3%
Federal Assistance	\$2,133,742	59.5%
Other Funds	\$92,836	2.6%
Total Operating Funds Expended	\$3,586,668	100.0%

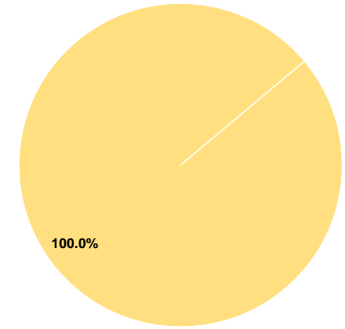
Sources of Capital Funds Expended

Fare Revenues	\$0	0.0%
Local Funds	\$0	0.0%
State Funds	\$0	0.0%
Federal Assistance	\$160,200	100.0%
Other Funds	\$0	0.0%
Total Capital Funds Expended	\$160,200	100.0%

Operating Funding Sources



Capital Funding Sources



Modal Characteristics

Operation Characteristics

Vehicles Operated at Maximum Service

Mode	Directly Operated	Purchased Transportation	Operating Expenses	Fare Revenues	Uses of Capital Funds	Annual Unlinked Trips	Annual Vehicle Revenue Miles	Annual Vehicle Revenue Hours
Commuter Bus	6	-	\$1,047,711	\$4,599	\$0	3,354	271,057	10,575
Demand Response	35	-	\$2,240,731	\$61,451	\$160,200	107,435	700,933	35,773
Bus	4	-	\$298,226	\$11,426	\$0	57,294	167,008	10,040
Total	45	-	\$3,586,668	\$77,476	\$160,200	168,083	1,138,998	56,388

Performance Measures

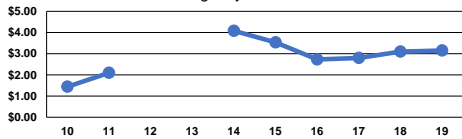
Service Efficiency

Mode	Operating Expenses per Vehicle Revenue Mile	Operating Expenses per Vehicle Revenue Hour
Commuter Bus	\$3.87	\$99.07
Demand Response	\$3.20	\$62.64
Bus	\$1.79	\$29.70
Total	\$3.15	\$63.61

Service Effectiveness

Mode	Operating Expenses per Unlinked Passenger Trip	Unlinked Trips per Vehicle Revenue Mile	Unlinked Trips per Vehicle Revenue Hour
Commuter Bus	\$312.38	0.0	0.3
Demand Response	\$20.86	0.2	3.0
Bus	\$5.21	0.3	5.7
Total	\$21.34	0.1	3.0

Operating Expense per Vehicle Revenue Mile: Agency Total



Unlinked Passenger Trips per Vehicle Revenue Mile: Agency Total

