

# McLennan County

## 2019 Annual Agency Profile

### General Information

#### Service Consumption

53,143 Annual Unlinked Trips (UPT)

#### Service Supplied

620,968 Annual Vehicle Revenue Miles (VRM)  
26,231 Annual Vehicle Revenue Hours (VRH)

#### Summary of Operating Expenses (OE)

\$1,473,410 Total Operating Expenses

#### Database Information

NTDID: 6R05-66276

Reporter Type: Rural General Public Transit

### Financial Information

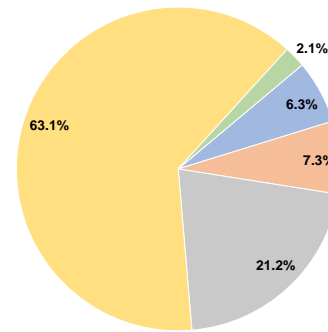
#### Sources of Operating Funds Expended

Fare Revenues	\$93,319	6.3%
Local Funds	\$107,244	7.3%
State Funds	\$311,629	21.2%
Federal Assistance	\$929,724	63.1%
Other Funds	\$31,494	2.1%
<b>Total Operating Funds Expended</b>	<b>\$1,473,410</b>	<b>100.0%</b>

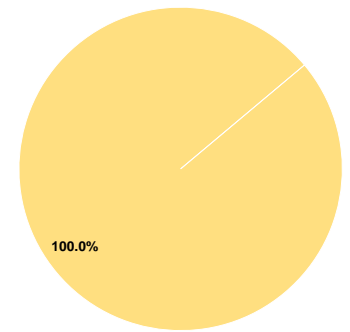
#### Sources of Capital Funds Expended

Fare Revenues	\$0	0.0%
Local Funds	\$0	0.0%
State Funds	\$0	0.0%
Federal Assistance	\$103,921	100.0%
Other Funds	\$0	0.0%
<b>Total Capital Funds Expended</b>	<b>\$103,921</b>	<b>100.0%</b>

#### Operating Funding Sources



#### Capital Funding Sources



### Modal Characteristics

#### Operation Characteristics

#### Vehicles Operated at Maximum Service

Mode	Directly Operated	Purchased Transportation	Operating Expenses	Fare Revenues	Uses of Capital Funds	Annual Unlinked Trips	Annual Vehicle Revenue Miles	Annual Vehicle Revenue Hours
Commuter Bus	2	-	\$381,139	\$42,909	\$0	18,107	85,810	4,103
Demand Response	16	7	\$1,092,271	\$50,410	\$103,921	35,036	535,158	22,128
<b>Total</b>	<b>18</b>	<b>7</b>	<b>\$1,473,410</b>	<b>\$93,319</b>	<b>\$103,921</b>	<b>53,143</b>	<b>620,968</b>	<b>26,231</b>

#### Performance Measures

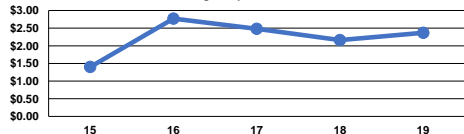
#### Service Efficiency

Mode	Operating Expenses per Vehicle Revenue Mile	Operating Expenses per Vehicle Revenue Hour
Commuter Bus	\$4.44	\$92.89
Demand Response	\$2.04	\$49.36
<b>Total</b>	<b>\$2.37</b>	<b>\$56.17</b>

#### Service Effectiveness

Mode	Operating Expenses per Unlinked Passenger Trip	Unlinked Trips per Vehicle Revenue Mile	Unlinked Trips per Vehicle Revenue Hour
Commuter Bus	\$21.05	0.2	4.4
Demand Response	\$31.18	0.1	1.6
<b>Total</b>	<b>\$27.73</b>	<b>0.1</b>	<b>2.0</b>

Operating Expense per Vehicle Revenue Mile: Agency Total



Unlinked Passenger Trips per Vehicle Revenue Mile: Agency Total

