

General Information

Urbanized Area (UZA) Statistics - 2010 Census

Davenport, IA-IL
 138 **Square Miles**
 280,051 **Population**
 134 **Pop. Rank out of 498 UZAs**

Service Area Statistics

26 **Square Miles**
 99,685 **Population**

Service Consumption

584,273 **Annual Unlinked Trips (UPT)**

Service Supplied

646,113 **Annual Vehicle Revenue Miles (VRM)**
 48,311 **Annual Vehicle Revenue Hours (VRH)**

Database Information

NTDID: 70009

Reporter Type: Reduced Reporter

Financial Information

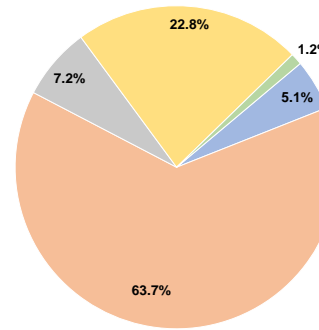
Sources of Operating Funds Expended

Fare Revenues	\$330,231	5.1%
Local Funds	\$4,117,816	63.7%
State Funds	\$468,645	7.2%
Federal Assistance	\$1,476,526	22.8%
Other Funds	\$75,385	1.2%
Total Operating Funds Expended	\$6,468,603	100.0%

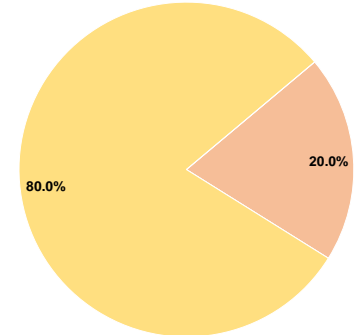
Sources of Capital Funds Expended

Fare Revenues	\$0	0.0%
Local Funds	\$19,089	20.0%
State Funds	\$0	0.0%
Federal Assistance	\$76,355	80.0%
Other Funds	\$0	0.0%
Total Capital Funds Expended	\$95,444	100.0%

Operating Funding Sources



Capital Funding Sources



Modal Characteristics

Operation Characteristics

Vehicles Operated at Maximum Service

Mode	Directly Operated	Purchased Transportation	Operating Expenses	Fare Revenues	Uses of Capital Funds	Annual Unlinked Trips	Annual Vehicle Revenue Miles	Annual Vehicle Revenue Hours	Average Fleet Age in Years ^a
Bus	18	-	\$6,468,603	\$330,231	\$95,444	584,273	646,113	48,311	10.3
Total	18	-	\$6,468,603	\$330,231	\$95,444	584,273	646,113	48,311	

Performance Measures

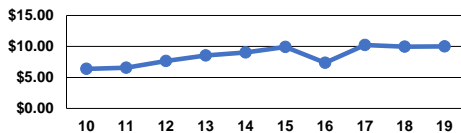
Service Efficiency

Mode	Operating Expenses per Vehicle Revenue Mile	Operating Expenses per Vehicle Revenue Hour
Bus	\$10.01	\$133.90
Total	\$10.01	\$133.90

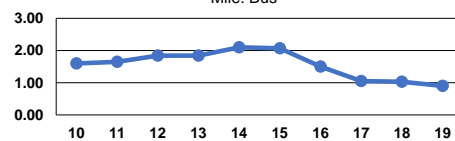
Service Effectiveness

Mode	Operating Expenses per Unlinked Passenger Trip	Unlinked Trips per Vehicle Revenue Mile	Unlinked Trips per Vehicle Revenue Hour
Bus	\$11.07	0.9	12.1
Total	\$11.07	0.9	12.1

Operating Expense per Vehicle Revenue Mile: Bus



Unlinked Passenger Trips per Vehicle Revenue Mile: Bus



Notes:

^aDemand Response - Taxi (DT) and non-dedicated fleets do not report fleet age data.