

General Information

Federally Recognized Tribal Statistical Areas
Prairie Band of Potawatomi Nation Reservation, KS

Service Consumption
5,611 Annual Unlinked Trips (UPT)

Service Supplied
127,528 Annual Vehicle Revenue Miles (VRM)
2,467 Annual Vehicle Revenue Hours (VRH)

Database Information
NTDID: 77075
Reporter Type: Tribal Reporter

Financial Information

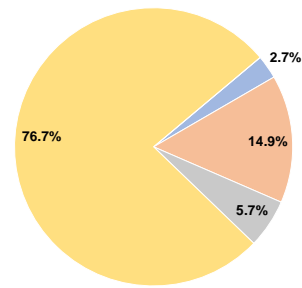
Sources of Operating Funds Expended

Fare Revenues	\$10,609	2.7%
Local Funds	\$57,440	14.9%
State Funds	\$21,950	5.7%
Federal Assistance	\$296,128	76.7%
Other Funds	\$0	0.0%
Total Operating Funds Expended	\$386,127	100.0%

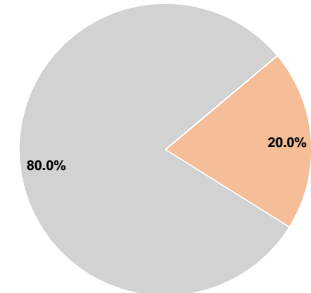
Sources of Capital Funds Expended

Fare Revenues	\$0	0.0%
Local Funds	\$11,379	20.0%
State Funds	\$45,514	80.0%
Federal Assistance	\$0	0.0%
Other Funds	\$0	0.0%
Total Capital Funds Expended	\$56,893	100.0%

Operating Funding Sources



Capital Funding Sources



Modal Characteristics

Operation Characteristics

Vehicles Operated at Maximum Service

Mode	Directly Operated	Purchased Transportation	Operating Expenses	Fare Revenues	Uses of Capital Funds	Annual Unlinked Trips	Annual Vehicle Revenue Miles	Annual Vehicle Revenue Hours	Average Fleet Age in Years ^a
Demand Response	5	-	\$386,127	\$10,609	\$56,893	5,611	127,528	2,467	4.5
Total	5	-	\$386,127	\$10,609	\$56,893	5,611	127,528	2,467	

Performance Measures

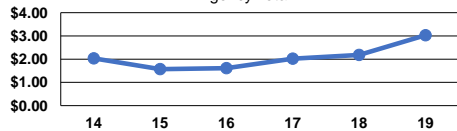
Service Efficiency

Mode	Operating Expenses per Vehicle Revenue Mile	Operating Expenses per Vehicle Revenue Hour
Demand Response	\$3.03	\$156.52
Total	\$3.03	\$156.52

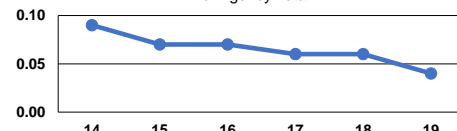
Service Effectiveness

Mode	Operating Expenses per Unlinked Passenger Trip	Unlinked Trips per Vehicle Revenue Mile	Unlinked Trips per Vehicle Revenue Hour
Demand Response	\$68.82	0.0	2.3
Total	\$68.82	0.0	2.3

Operating Expense per Vehicle Revenue Mile: Agency Total



Unlinked Passenger Trips per Vehicle Revenue Mile: Agency Total



Notes:

^aDemand Response - Taxi (DT) and non-dedicated fleets do not report fleet age data.