

# Burlington Urban Service

2019 Annual Agency Profile

## General Information

### Service Consumption

198,423 Annual Unlinked Trips (UPT)

### Service Supplied

224,027 Annual Vehicle Revenue Miles (VRM)  
17,085 Annual Vehicle Revenue Hours (VRH)

### Summary of Operating Expenses (OE)

\$981,433 Total Operating Expenses

### Database Information

NTDID: 7R01-70111

Reporter Type: Rural General Public Transit

## Financial Information

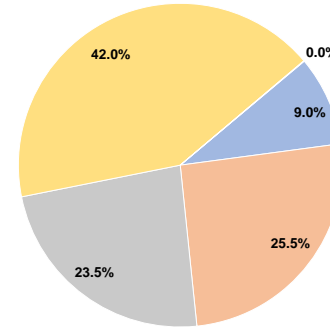
### Sources of Operating Funds Expended

Fare Revenues	\$88,296	9.0%
Local Funds	\$249,986	25.5%
State Funds	\$230,705	23.5%
Federal Assistance	\$411,986	42.0%
Other Funds	\$460	0.0%
<b>Total Operating Funds Expended</b>	<b>\$981,433</b>	<b>100.0%</b>

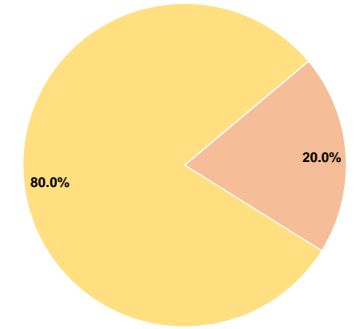
### Sources of Capital Funds Expended

Fare Revenues	\$0	0.0%
Local Funds	\$43,531	20.0%
State Funds	\$0	0.0%
Federal Assistance	\$174,122	80.0%
Other Funds	\$0	0.0%
<b>Total Capital Funds Expended</b>	<b>\$217,653</b>	<b>100.0%</b>

### Operating Funding Sources



### Capital Funding Sources



## Modal Characteristics

### Operation Characteristics

#### Vehicles Operated at Maximum Service

Mode	Directly Operated	Purchased Transportation	Operating Expenses	Fare Revenues	Uses of Capital Funds	Annual Unlinked Trips	Annual Vehicle Revenue Miles	Annual Vehicle Revenue Hours
Bus	10	-	\$981,433	\$88,296	\$217,653	198,423	224,027	17,085
<b>Total</b>	<b>10</b>	<b>-</b>	<b>\$981,433</b>	<b>\$88,296</b>	<b>\$217,653</b>	<b>198,423</b>	<b>224,027</b>	<b>17,085</b>

### Performance Measures

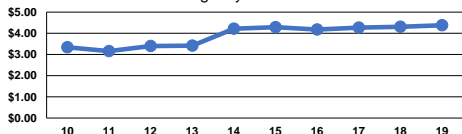
#### Service Efficiency

Mode	Operating Expenses per Vehicle Revenue Mile	Operating Expenses per Vehicle Revenue Hour
Bus	\$4.38	\$57.44
<b>Total</b>	<b>\$4.38</b>	<b>\$57.44</b>

#### Service Effectiveness

Mode	Operating Expenses per Unlinked Passenger Trip	Unlinked Trips per Vehicle Revenue Mile	Unlinked Trips per Vehicle Revenue Hour
Bus	\$4.95	0.9	11.6
<b>Total</b>	<b>\$4.95</b>	<b>0.9</b>	<b>11.6</b>

Operating Expense per Vehicle Revenue Mile: Agency Total



Unlinked Passenger Trips per Vehicle Revenue Mile: Agency Total

