

Northeast Iowa Community Action Corporation

2019 Annual Agency Profile

General Information

Service Consumption

130,860 Annual Unlinked Trips (UPT)

Service Supplied

1,014,364 Annual Vehicle Revenue Miles (VRM)
 115,185 Annual Vehicle Revenue Hours (VRH)

Summary of Operating Expenses (OE)

\$3,400,965 Total Operating Expenses

Database Information

NTDID: 7R01-70195
 Reporter Type: Rural General Public Transit

Financial Information

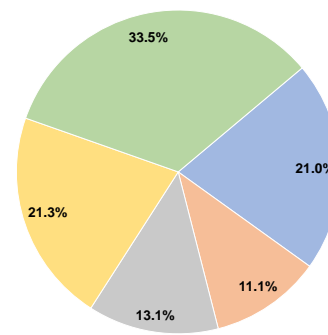
Sources of Operating Funds Expended

Fare Revenues	\$714,963	21.0%
Local Funds	\$377,704	11.1%
State Funds	\$444,398	13.1%
Federal Assistance	\$724,750	21.3%
Other Funds	\$1,139,150	33.5%
Total Operating Funds Expended	\$3,400,965	100.0%

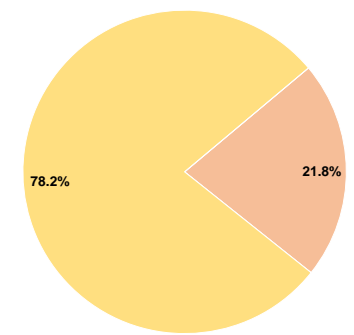
Sources of Capital Funds Expended

Fare Revenues	\$0	0.0%
Local Funds	\$74,119	21.8%
State Funds	\$0	0.0%
Federal Assistance	\$265,592	78.2%
Other Funds	\$0	0.0%
Total Capital Funds Expended	\$339,711	100.0%

Operating Funding Sources



Capital Funding Sources



Modal Characteristics

Operation Characteristics

Vehicles Operated at Maximum Service

Mode	Directly Operated	Purchased Transportation	Operating Expenses	Fare Revenues	Uses of Capital Funds	Annual Unlinked Trips	Annual Vehicle Revenue Miles	Annual Vehicle Revenue Hours
Demand Response	28	-	\$3,400,965	\$714,963	\$339,711	130,860	1,014,364	115,185
Total	28	-	\$3,400,965	\$714,963	\$339,711	130,860	1,014,364	115,185

Performance Measures

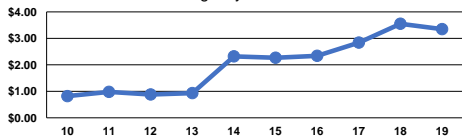
Service Efficiency

Mode	Operating Expenses per Vehicle Revenue Mile	Operating Expenses per Vehicle Revenue Hour
Demand Response	\$3.35	\$29.53
Total	\$3.35	\$29.53

Service Effectiveness

Mode	Operating Expenses per Unlinked Passenger Trip	Unlinked Trips per Vehicle Revenue Mile	Unlinked Trips per Vehicle Revenue Hour
Demand Response	\$25.99	0.1	1.1
Total	\$25.99	0.1	1.1

Operating Expense per Vehicle Revenue Mile: Agency Total



Unlinked Passenger Trips per Vehicle Revenue Mile: Agency Total

