

Pratt County RSVP

2019 Annual Agency Profile

General Information

Service Consumption

23,958 Annual Unlinked Trips (UPT)

Service Supplied

42,826 Annual Vehicle Revenue Miles (VRM)
3,998 Annual Vehicle Revenue Hours (VRH)

Summary of Operating Expenses (OE)

\$74,045 Total Operating Expenses

Database Information

NTDID: 7R02-70141

Reporter Type: Rural General Public Transit

Financial Information

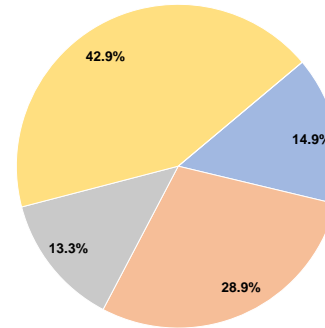
Sources of Operating Funds Expended

Fare Revenues	\$10,997	14.9%
Local Funds	\$21,433	28.9%
State Funds	\$9,815	13.3%
Federal Assistance	\$31,800	42.9%
Other Funds	\$0	0.0%
Total Operating Funds Expended	\$74,045	100.0%

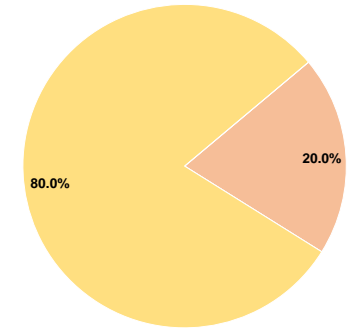
Sources of Capital Funds Expended

Fare Revenues	\$0	0.0%
Local Funds	\$12,914	20.0%
State Funds	\$0	0.0%
Federal Assistance	\$51,656	80.0%
Other Funds	\$0	0.0%
Total Capital Funds Expended	\$64,570	100.0%

Operating Funding Sources



Capital Funding Sources



Modal Characteristics

Operation Characteristics

Vehicles Operated at Maximum Service

Mode	Directly Operated	Purchased Transportation	Operating Expenses	Fare Revenues	Uses of Capital Funds	Annual Unlinked Trips	Annual Vehicle Revenue Miles	Annual Vehicle Revenue Hours
Demand Response	3	-	\$74,045	\$10,997	\$64,570	23,958	42,826	3,998
Total	3	-	\$74,045	\$10,997	\$64,570	23,958	42,826	3,998

Performance Measures

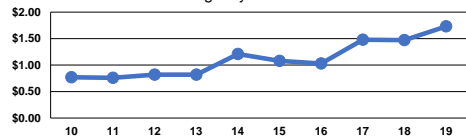
Service Efficiency

Mode	Operating Expenses per Vehicle Revenue Mile	Operating Expenses per Vehicle Revenue Hour
Demand Response	\$1.73	\$18.52
Total	\$1.73	\$18.52

Service Effectiveness

Mode	Operating Expenses per Unlinked Passenger Trip	Unlinked Trips per Vehicle Revenue Mile	Unlinked Trips per Vehicle Revenue Hour
Demand Response	\$3.09	0.6	6.0
Total	\$3.09	0.6	6.0

Operating Expense per Vehicle Revenue Mile: Agency Total



Unlinked Passenger Trips per Vehicle Revenue Mile: Agency Total

