

Four County Mental Health, Inc.

2019 Annual Agency Profile

General Information

Service Consumption

44,633 Annual Unlinked Trips (UPT)

Service Supplied

831,642 Annual Vehicle Revenue Miles (VRM)
 34,124 Annual Vehicle Revenue Hours (VRH)

Summary of Operating Expenses (OE)

\$1,030,656 Total Operating Expenses

Database Information

NTDID: 7R02-70209
 Reporter Type: Rural General Public Transit

Financial Information

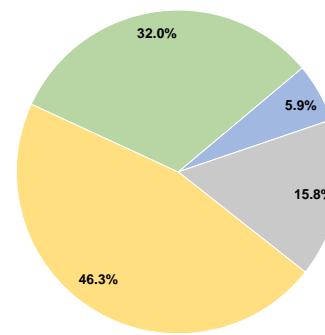
Sources of Operating Funds Expended

Fare Revenues	\$60,684	5.9%
Local Funds	\$0	0.0%
State Funds	\$163,272	15.8%
Federal Assistance	\$476,870	46.3%
Other Funds	\$329,830	32.0%
Total Operating Funds Expended	\$1,030,656	100.0%

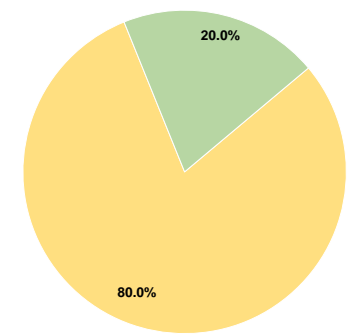
Sources of Capital Funds Expended

Fare Revenues	\$0	0.0%
Local Funds	\$0	0.0%
State Funds	\$0	0.0%
Federal Assistance	\$111,126	80.0%
Other Funds	\$27,782	20.0%
Total Capital Funds Expended	\$138,908	100.0%

Operating Funding Sources



Capital Funding Sources



Modal Characteristics

Operation Characteristics

Vehicles Operated at Maximum Service

Mode	Directly Operated	Purchased Transportation	Operating Expenses	Fare Revenues	Uses of Capital Funds	Annual Unlinked Trips	Annual Vehicle Revenue Miles	Annual Vehicle Revenue Hours
Demand Response	25	-	\$1,030,656	\$60,684	\$138,908	44,633	831,642	34,124
Total	25	-	\$1,030,656	\$60,684	\$138,908	44,633	831,642	34,124

Performance Measures

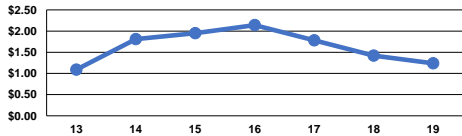
Service Efficiency

Mode	Operating Expenses per Vehicle Revenue Mile	Operating Expenses per Vehicle Revenue Hour
Demand Response	\$1.24	\$30.20
Total	\$1.24	\$30.20

Service Effectiveness

Mode	Operating Expenses per Unlinked Passenger Trip	Unlinked Trips per Vehicle Revenue Mile	Unlinked Trips per Vehicle Revenue Hour
Demand Response	\$23.09	0.1	1.3
Total	\$23.09	0.1	1.3

Operating Expense per Vehicle Revenue Mile: Agency Total



Unlinked Passenger Trips per Vehicle Revenue Mile: Agency Total

