

Wabaunsee County General Public Transportation

2019 Annual Agency Profile

General Information

Service Consumption

2,891 Annual Unlinked Trips (UPT)

Service Supplied

52,190 Annual Vehicle Revenue Miles (VRM)

1,983 Annual Vehicle Revenue Hours (VRH)

Summary of Operating Expenses (OE)

\$83,214 Total Operating Expenses

Database Information

NTDID: 7R02-70218

Reporter Type: Rural General Public Transit

Financial Information

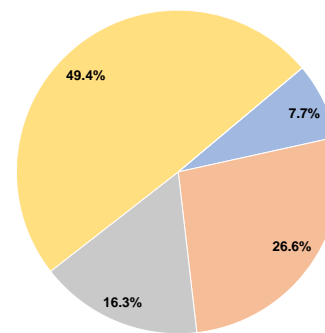
Sources of Operating Funds Expended

Fare Revenues	\$6,370	7.7%
Local Funds	\$22,153	26.6%
State Funds	\$13,569	16.3%
Federal Assistance	\$41,122	49.4%
Other Funds	\$0	0.0%
Total Operating Funds Expended	\$83,214	100.0%

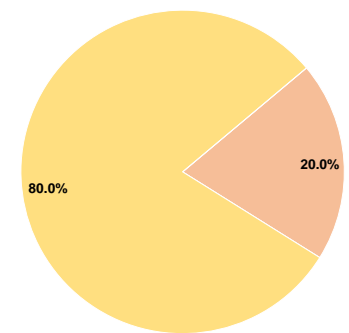
Sources of Capital Funds Expended

Fare Revenues	\$0	0.0%
Local Funds	\$11,440	20.0%
State Funds	\$0	0.0%
Federal Assistance	\$45,758	80.0%
Other Funds	\$0	0.0%
Total Capital Funds Expended	\$57,198	100.0%

Operating Funding Sources



Capital Funding Sources



Modal Characteristics

Operation Characteristics

Vehicles Operated at Maximum Service

Mode	Directly Operated	Purchased Transportation	Operating Expenses	Fare Revenues	Uses of Capital Funds	Annual Unlinked Trips	Annual Vehicle Revenue Miles	Annual Vehicle Revenue Hours
Demand Response	2	-	\$83,214	\$6,370	\$57,198	2,891	52,190	1,983
Total	2	-	\$83,214	\$6,370	\$57,198	2,891	52,190	1,983

Performance Measures

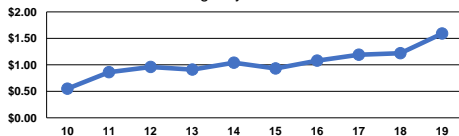
Service Efficiency

Mode	Operating Expenses per Vehicle Revenue Mile	Operating Expenses per Vehicle Revenue Hour
Demand Response	\$1.59	\$41.96
Total	\$1.59	\$41.96

Service Effectiveness

Mode	Operating Expenses per Unlinked Passenger Trip	Unlinked Trips per Vehicle Revenue Mile	Unlinked Trips per Vehicle Revenue Hour
Demand Response	\$28.78	0.1	1.5
Total	\$28.78	0.1	1.5

Operating Expense per Vehicle Revenue Mile:
Agency Total



Unlinked Passenger Trips per Vehicle Revenue
Mile: Agency Total

