

# Class LTD

## 2019 Annual Agency Profile

### General Information

#### Service Consumption

25,435 Annual Unlinked Trips (UPT)

#### Service Supplied

94,957 Annual Vehicle Revenue Miles (VRM)  
5,125 Annual Vehicle Revenue Hours (VRH)

#### Summary of Operating Expenses (OE)

\$209,362 Total Operating Expenses

#### Database Information

NTDID: 7R02-70226

Reporter Type: Rural General Public Transit

### Financial Information

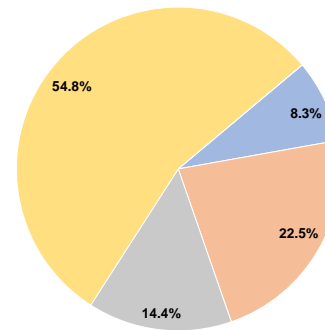
#### Sources of Operating Funds Expended

Fare Revenues	\$17,372	8.3%
Local Funds	\$47,088	22.5%
State Funds	\$30,178	14.4%
Federal Assistance	\$114,724	54.8%
Other Funds	\$0	0.0%
<b>Total Operating Funds Expended</b>	<b>\$209,362</b>	<b>100.0%</b>

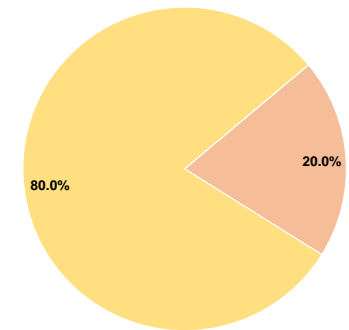
#### Sources of Capital Funds Expended

Fare Revenues	\$0	0.0%
Local Funds	\$39,695	20.0%
State Funds	\$0	0.0%
Federal Assistance	\$158,779	80.0%
Other Funds	\$0	0.0%
<b>Total Capital Funds Expended</b>	<b>\$198,474</b>	<b>100.0%</b>

#### Operating Funding Sources



#### Capital Funding Sources



### Modal Characteristics

#### Operation Characteristics

#### Vehicles Operated at Maximum Service

Mode	Directly Operated	Purchased Transportation	Operating Expenses	Fare Revenues	Uses of Capital Funds	Annual Unlinked Trips	Annual Vehicle Revenue Miles	Annual Vehicle Revenue Hours
Demand Response	9	-	\$209,362	\$17,372	\$198,474	25,435	94,957	5,125
<b>Total</b>	<b>9</b>	<b>-</b>	<b>\$209,362</b>	<b>\$17,372</b>	<b>\$198,474</b>	<b>25,435</b>	<b>94,957</b>	<b>5,125</b>

#### Performance Measures

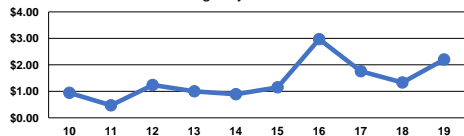
#### Service Efficiency

Mode	Operating Expenses per Vehicle Revenue Mile	Operating Expenses per Vehicle Revenue Hour
Demand Response	\$2.20	\$40.85
<b>Total</b>	<b>\$2.20</b>	<b>\$40.85</b>

#### Service Effectiveness

Mode	Operating Expenses per Unlinked Passenger Trip	Unlinked Trips per Vehicle Revenue Mile	Unlinked Trips per Vehicle Revenue Hour
Demand Response	\$8.23	0.3	5.0
<b>Total</b>	<b>\$8.23</b>	<b>0.3</b>	<b>5.0</b>

Operating Expense per Vehicle Revenue Mile: Agency Total



Unlinked Passenger Trips per Vehicle Revenue Mile: Agency Total

