

General Information

Service Consumption

24,743 Annual Unlinked Trips (UPT)

Service Supplied

48,013 Annual Vehicle Revenue Miles (VRM)
5,026 Annual Vehicle Revenue Hours (VRH)

Summary of Operating Expenses (OE)

\$233,360 Total Operating Expenses

Database Information

NTDID: 7R02-70259

Reporter Type: Rural General Public Transit

Financial Information

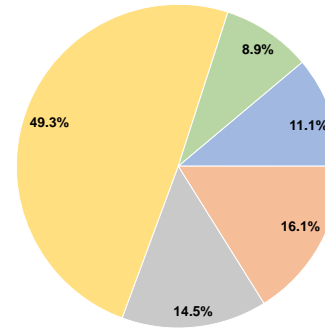
Sources of Operating Funds Expended

| | | |
|---------------------------------------|------------------|---------------|
| Fare Revenues | \$25,931 | 11.1% |
| Local Funds | \$37,608 | 16.1% |
| State Funds | \$33,878 | 14.5% |
| Federal Assistance | \$115,126 | 49.3% |
| Other Funds | \$20,817 | 8.9% |
| Total Operating Funds Expended | \$233,360 | 100.0% |

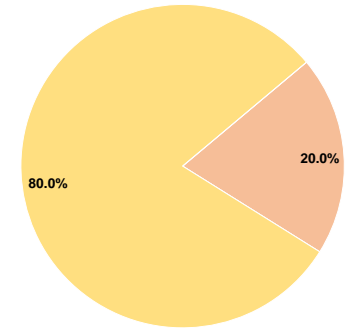
Sources of Capital Funds Expended

| | | |
|-------------------------------------|-----------------|---------------|
| Fare Revenues | \$0 | 0.0% |
| Local Funds | \$13,717 | 20.0% |
| State Funds | \$0 | 0.0% |
| Federal Assistance | \$54,866 | 80.0% |
| Other Funds | \$0 | 0.0% |
| Total Capital Funds Expended | \$68,583 | 100.0% |

Operating Funding Sources



Capital Funding Sources



Modal Characteristics

Operation Characteristics

Vehicles Operated at Maximum Service

| Mode | Directly Operated | Purchased Transportation | Operating Expenses | Fare Revenues | Uses of Capital Funds | Annual Unlinked Trips | Annual Vehicle Revenue Miles | Annual Vehicle Revenue Hours |
|-----------------|-------------------|--------------------------|--------------------|-----------------|-----------------------|-----------------------|------------------------------|------------------------------|
| Demand Response | 5 | - | \$233,360 | \$25,931 | \$68,583 | 24,743 | 48,013 | 5,026 |
| Total | 5 | - | \$233,360 | \$25,931 | \$68,583 | 24,743 | 48,013 | 5,026 |

Performance Measures

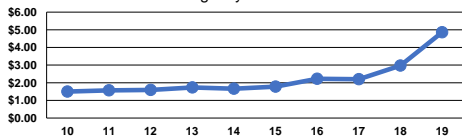
Service Efficiency

| Mode | Operating Expenses per Vehicle Revenue Mile | Operating Expenses per Vehicle Revenue Hour |
|-----------------|---------------------------------------------|---------------------------------------------|
| Demand Response | \$4.86 | \$46.43 |
| Total | \$4.86 | \$46.43 |

Service Effectiveness

| Mode | Operating Expenses per Unlinked Passenger Trip | Unlinked Trips per Vehicle Revenue Mile | Unlinked Trips per Vehicle Revenue Hour |
|-----------------|------------------------------------------------|-----------------------------------------|-----------------------------------------|
| Demand Response | \$9.43 | 0.5 | 4.9 |
| Total | \$9.43 | 0.5 | 4.9 |

Operating Expense per Vehicle Revenue Mile: Agency Total



Unlinked Passenger Trips per Vehicle Revenue Mile: Agency Total

