

# Dunklin County Transit Service, Inc.

2019 Annual Agency Profile

## General Information

### Service Consumption

34,813 Annual Unlinked Trips (UPT)

### Service Supplied

216,014 Annual Vehicle Revenue Miles (VRM)  
9,088 Annual Vehicle Revenue Hours (VRH)

### Summary of Operating Expenses (OE)

\$570,121 Total Operating Expenses

### Database Information

NTDID: 7R03-70063  
Reporter Type: Rural General Public Transit

## Financial Information

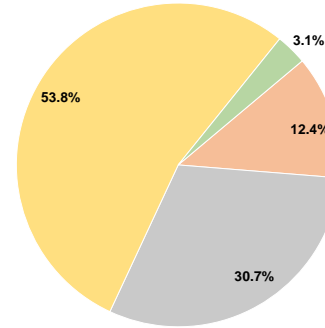
### Sources of Operating Funds Expended

Fare Revenues	\$0	0.0%
Local Funds	\$70,646	12.4%
State Funds	\$174,794	30.7%
Federal Assistance	\$307,000	53.8%
Other Funds	\$17,681	3.1%
<b>Total Operating Funds Expended</b>	<b>\$570,121</b>	<b>100.0%</b>

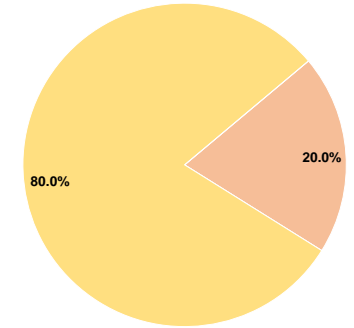
### Sources of Capital Funds Expended

Fare Revenues	\$0	0.0%
Local Funds	\$20,724	20.0%
State Funds	\$0	0.0%
Federal Assistance	\$82,897	80.0%
Other Funds	\$0	0.0%
<b>Total Capital Funds Expended</b>	<b>\$103,621</b>	<b>100.0%</b>

### Operating Funding Sources



### Capital Funding Sources



## Modal Characteristics

### Operation Characteristics

#### Vehicles Operated at Maximum Service

Mode	Directly Operated	Purchased Transportation	Operating Expenses	Fare Revenues	Uses of Capital Funds	Annual Unlinked Trips	Annual Vehicle Revenue Miles	Annual Vehicle Revenue Hours
Demand Response	12	-	\$570,121	\$0	\$103,621	34,813	216,014	9,088
<b>Total</b>	<b>12</b>	<b>-</b>	<b>\$570,121</b>	<b>\$0</b>	<b>\$103,621</b>	<b>34,813</b>	<b>216,014</b>	<b>9,088</b>

### Performance Measures

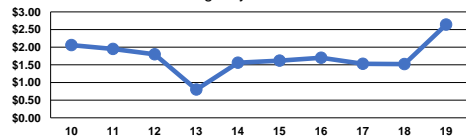
#### Service Efficiency

Mode	Operating Expenses per Vehicle Revenue Mile	Operating Expenses per Vehicle Revenue Hour
Demand Response	\$2.64	\$62.73
<b>Total</b>	<b>\$2.64</b>	<b>\$62.73</b>

#### Service Effectiveness

Mode	Operating Expenses per Unlinked Passenger Trip	Unlinked Trips per Vehicle Revenue Mile	Unlinked Trips per Vehicle Revenue Hour
Demand Response	\$16.38	0.2	3.8
<b>Total</b>	<b>\$16.38</b>	<b>0.2</b>	<b>3.8</b>

Operating Expense per Vehicle Revenue Mile: Agency Total



Unlinked Passenger Trips per Vehicle Revenue Mile: Agency Total

