

# Midland Area Agency

## 2019 Annual Agency Profile

### General Information

#### Service Consumption

9,245 Annual Unlinked Trips (UPT)

#### Service Supplied

64,434 Annual Vehicle Revenue Miles (VRM)  
3,060 Annual Vehicle Revenue Hours (VRH)

#### Summary of Operating Expenses (OE)

\$207,472 Total Operating Expenses

#### Database Information

NTDID: 7R04-70073

Reporter Type: Rural General Public Transit

### Financial Information

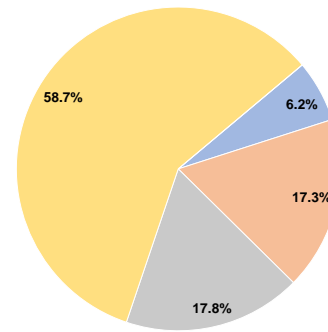
#### Sources of Operating Funds Expended

Fare Revenues	\$12,789	6.2%
Local Funds	\$35,976	17.3%
State Funds	\$36,931	17.8%
Federal Assistance	\$121,776	58.7%
Other Funds	\$0	0.0%
<b>Total Operating Funds Expended</b>	<b>\$207,472</b>	<b>100.0%</b>

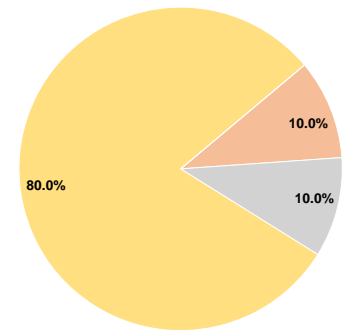
#### Sources of Capital Funds Expended

Fare Revenues	\$0	0.0%
Local Funds	\$3,748	10.0%
State Funds	\$3,748	10.0%
Federal Assistance	\$29,987	80.0%
Other Funds	\$0	0.0%
<b>Total Capital Funds Expended</b>	<b>\$37,483</b>	<b>100.0%</b>

#### Operating Funding Sources



#### Capital Funding Sources



### Modal Characteristics

#### Operation Characteristics

#### Vehicles Operated at Maximum Service

Mode	Directly Operated	Purchased Transportation	Operating Expenses	Fare Revenues	Uses of Capital Funds	Annual Unlinked Trips	Annual Vehicle Revenue Miles	Annual Vehicle Revenue Hours
Demand Response	8	-	\$207,472	\$12,789	\$37,483	9,245	64,434	3,060
<b>Total</b>	<b>8</b>	<b>-</b>	<b>\$207,472</b>	<b>\$12,789</b>	<b>\$37,483</b>	<b>9,245</b>	<b>64,434</b>	<b>3,060</b>

#### Performance Measures

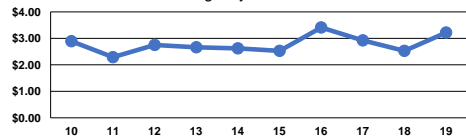
#### Service Efficiency

Mode	Operating Expenses per Vehicle Revenue Mile	Operating Expenses per Vehicle Revenue Hour
Demand Response	\$3.22	\$67.80
<b>Total</b>	<b>\$3.22</b>	<b>\$67.80</b>

#### Service Effectiveness

Mode	Operating Expenses per Unlinked Passenger Trip	Unlinked Trips per Vehicle Revenue Mile	Unlinked Trips per Vehicle Revenue Hour
Demand Response	\$22.44	0.1	3.0
<b>Total</b>	<b>\$22.44</b>	<b>0.1</b>	<b>3.0</b>

Operating Expense per Vehicle Revenue Mile: Agency Total



Unlinked Passenger Trips per Vehicle Revenue Mile: Agency Total

