

# Guide Rock

## 2019 Annual Agency Profile

Village Clerk of Guide Rock  
P.O. Box 41  
Guide Rock, NE 68942

### General Information

#### Service Consumption

620 Annual Unlinked Trips (UPT)

#### Service Supplied

30,728 Annual Vehicle Revenue Miles (VRM)  
441 Annual Vehicle Revenue Hours (VRH)

#### Summary of Operating Expenses (OE)

\$28,075 Total Operating Expenses

#### Database Information

NTDID: 7R04-70098  
Reporter Type: Rural General Public Transit

### Financial Information

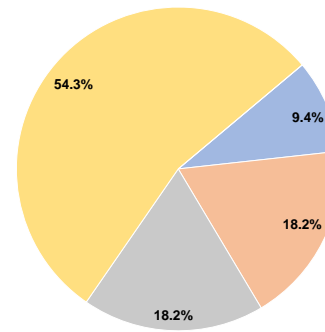
#### Sources of Operating Funds Expended

Fare Revenues	\$2,629	9.4%
Local Funds	\$5,105	18.2%
State Funds	\$5,105	18.2%
Federal Assistance	\$15,236	54.3%
Other Funds	\$0	0.0%
<b>Total Operating Funds Expended</b>	<b>\$28,075</b>	<b>100.0%</b>

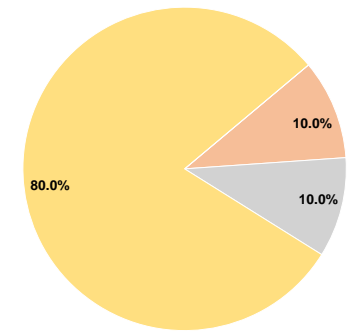
#### Sources of Capital Funds Expended

Fare Revenues	\$0	0.0%
Local Funds	\$5,906	10.0%
State Funds	\$5,906	10.0%
Federal Assistance	\$47,236	80.0%
Other Funds	\$0	0.0%
<b>Total Capital Funds Expended</b>	<b>\$59,048</b>	<b>100.0%</b>

#### Operating Funding Sources



#### Capital Funding Sources



### Modal Characteristics

#### Operation Characteristics

#### Vehicles Operated at Maximum Service

Mode	Directly Operated	Purchased Transportation	Operating Expenses	Fare Revenues	Uses of Capital Funds	Annual Unlinked Trips	Annual Vehicle Revenue Miles	Annual Vehicle Revenue Hours
Demand Response	3	-	\$28,075	\$2,629	\$59,048	620	30,728	441
<b>Total</b>	<b>3</b>	<b>-</b>	<b>\$28,075</b>	<b>\$2,629</b>	<b>\$59,048</b>	<b>620</b>	<b>30,728</b>	<b>441</b>

#### Performance Measures

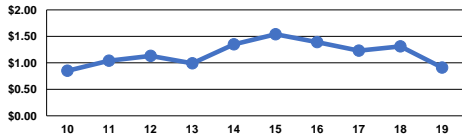
#### Service Efficiency

Mode	Operating Expenses per Vehicle Revenue Mile	Operating Expenses per Vehicle Revenue Hour
Demand Response	\$0.91	\$63.66
<b>Total</b>	<b>\$0.91</b>	<b>\$63.66</b>

#### Service Effectiveness

Mode	Operating Expenses per Unlinked Passenger Trip	Unlinked Trips per Vehicle Revenue Mile	Unlinked Trips per Vehicle Revenue Hour
Demand Response	\$45.28	0.0	1.4
<b>Total</b>	<b>\$45.28</b>	<b>0.0</b>	<b>1.4</b>

Operating Expense per Vehicle Revenue Mile: Agency Total



Unlinked Passenger Trips per Vehicle Revenue Mile: Agency Total

