

## Chase County 2019 Annual Agency Profile

### General Information

#### Service Consumption

29,663 Annual Unlinked Trips (UPT)

#### Service Supplied

74,383 Annual Vehicle Revenue Miles (VRM)  
 5,839 Annual Vehicle Revenue Hours (VRH)

#### Summary of Operating Expenses (OE)

\$207,977 Total Operating Expenses

#### Database Information

NTDID: 7R04-70128

Reporter Type: Rural General Public Transit

### Financial Information

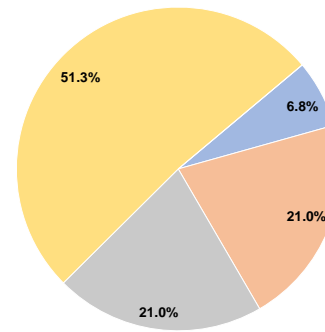
#### Sources of Operating Funds Expended

Fare Revenues	\$14,058	6.8%
Local Funds	\$43,587	21.0%
State Funds	\$43,587	21.0%
Federal Assistance	\$106,745	51.3%
Other Funds	\$0	0.0%
<b>Total Operating Funds Expended</b>	<b>\$207,977</b>	<b>100.0%</b>

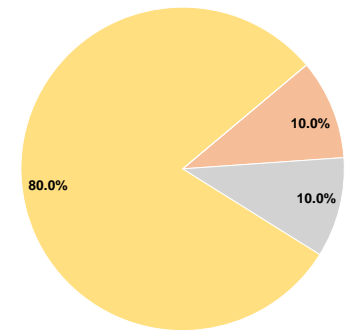
#### Sources of Capital Funds Expended

Fare Revenues	\$0	0.0%
Local Funds	\$5,839	10.0%
State Funds	\$5,839	10.0%
Federal Assistance	\$46,704	80.0%
Other Funds	\$0	0.0%
<b>Total Capital Funds Expended</b>	<b>\$58,382</b>	<b>100.0%</b>

#### Operating Funding Sources



#### Capital Funding Sources



### Modal Characteristics

#### Operation Characteristics

#### Vehicles Operated at Maximum Service

Mode	Directly Operated	Purchased Transportation	Operating Expenses	Fare Revenues	Uses of Capital Funds	Annual Unlinked Trips	Annual Vehicle Revenue Miles	Annual Vehicle Revenue Hours
Demand Response	6	-	\$207,977	\$14,058	\$58,382	29,663	74,383	5,839
<b>Total</b>	<b>6</b>	<b>-</b>	<b>\$207,977</b>	<b>\$14,058</b>	<b>\$58,382</b>	<b>29,663</b>	<b>74,383</b>	<b>5,839</b>

#### Performance Measures

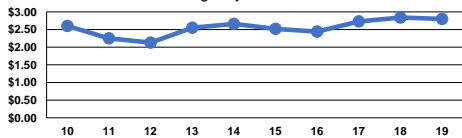
#### Service Efficiency

Mode	Operating Expenses per Vehicle Revenue Mile	Operating Expenses per Vehicle Revenue Hour
Demand Response	\$2.80	\$35.62
<b>Total</b>	<b>\$2.80</b>	<b>\$35.62</b>

#### Service Effectiveness

Mode	Operating Expenses per Unlinked Passenger Trip	Unlinked Trips per Vehicle Revenue Mile	Unlinked Trips per Vehicle Revenue Hour
Demand Response	\$7.01	0.4	5.1
<b>Total</b>	<b>\$7.01</b>	<b>0.4</b>	<b>5.1</b>

Operating Expense per Vehicle Revenue Mile: Agency Total



Unlinked Passenger Trips per Vehicle Revenue Mile: Agency Total

