

# Community Concern

## 2019 Annual Agency Profile

<https://www.nptrans.org/>  
 Norfolk Public Transportation  
 P.O. Box 302  
 Norfolk, NE 68702

### General Information

#### Service Consumption

31,356 Annual Unlinked Trips (UPT)

#### Service Supplied

143,340 Annual Vehicle Revenue Miles (VRM)  
 13,301 Annual Vehicle Revenue Hours (VRH)

#### Summary of Operating Expenses (OE)

\$508,047 Total Operating Expenses

#### Database Information

NTDID: 7R04-70156  
 Reporter Type: Rural General Public Transit

### Financial Information

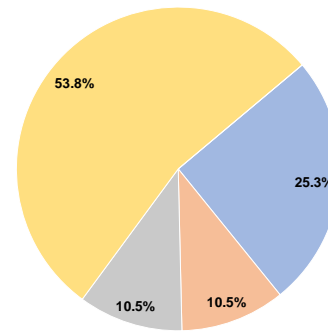
#### Sources of Operating Funds Expended

Fare Revenues	\$128,442	25.3%
Local Funds	\$53,175	10.5%
State Funds	\$53,175	10.5%
Federal Assistance	\$273,255	53.8%
Other Funds	\$0	0.0%
<b>Total Operating Funds Expended</b>	<b>\$508,047</b>	<b>100.0%</b>

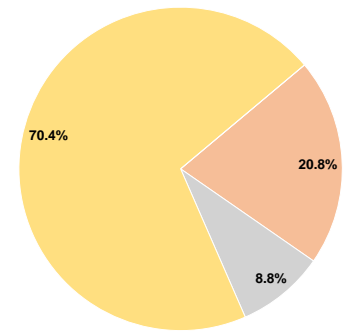
#### Sources of Capital Funds Expended

Fare Revenues	\$0	0.0%
Local Funds	\$8,685	20.8%
State Funds	\$3,685	8.8%
Federal Assistance	\$29,472	70.4%
Other Funds	\$0	0.0%
<b>Total Capital Funds Expended</b>	<b>\$41,842</b>	<b>100.0%</b>

#### Operating Funding Sources



#### Capital Funding Sources



### Modal Characteristics

#### Operation Characteristics

#### Vehicles Operated at Maximum Service

Mode	Directly Operated	Purchased Transportation	Operating Expenses	Fare Revenues	Uses of Capital Funds	Annual Unlinked Trips	Annual Vehicle Revenue Miles	Annual Vehicle Revenue Hours
Demand Response	8	-	\$508,047	\$128,442	\$41,842	31,356	143,340	13,301
<b>Total</b>	<b>8</b>	<b>-</b>	<b>\$508,047</b>	<b>\$128,442</b>	<b>\$41,842</b>	<b>31,356</b>	<b>143,340</b>	<b>13,301</b>

#### Performance Measures

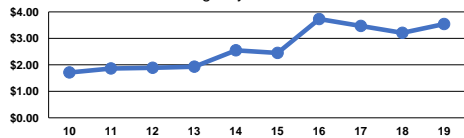
#### Service Efficiency

Mode	Operating Expenses per Vehicle Revenue Mile	Operating Expenses per Vehicle Revenue Hour
Demand Response	\$3.54	\$38.20
<b>Total</b>	<b>\$3.54</b>	<b>\$38.20</b>

#### Service Effectiveness

Mode	Operating Expenses per Unlinked Passenger Trip	Unlinked Trips per Vehicle Revenue Mile	Unlinked Trips per Vehicle Revenue Hour
Demand Response	\$16.20	0.2	2.4
<b>Total</b>	<b>\$16.20</b>	<b>0.2</b>	<b>2.4</b>

Operating Expense per Vehicle Revenue Mile: Agency Total



Unlinked Passenger Trips per Vehicle Revenue Mile: Agency Total

