

General Information

Service Consumption

19,135 Annual Unlinked Trips (UPT)

Service Supplied

319,617 Annual Vehicle Revenue Miles (VRM)
 19,989 Annual Vehicle Revenue Hours (VRH)

Summary of Operating Expenses (OE)

\$684,473 Total Operating Expenses

Database Information

NTDID: 7R04-70160
 Reporter Type: Rural General Public Transit

Financial Information

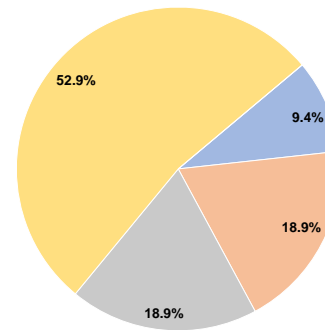
Sources of Operating Funds Expended

Fare Revenues	\$64,145	9.4%
Local Funds	\$129,042	18.9%
State Funds	\$129,042	18.9%
Federal Assistance	\$362,244	52.9%
Other Funds	\$0	0.0%
Total Operating Funds Expended	\$684,473	100.0%

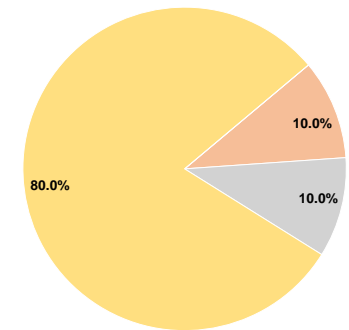
Sources of Capital Funds Expended

Fare Revenues	\$0	0.0%
Local Funds	\$18,615	10.0%
State Funds	\$18,615	10.0%
Federal Assistance	\$148,905	80.0%
Other Funds	\$0	0.0%
Total Capital Funds Expended	\$186,135	100.0%

Operating Funding Sources



Capital Funding Sources



Modal Characteristics

Operation Characteristics

Vehicles Operated at Maximum Service

Mode	Directly Operated	Purchased Transportation	Operating Expenses	Fare Revenues	Uses of Capital Funds	Annual Unlinked Trips	Annual Vehicle Revenue Miles	Annual Vehicle Revenue Hours
Demand Response	10	-	\$684,473	\$64,145	\$186,135	19,135	319,617	19,989
Total	10	-	\$684,473	\$64,145	\$186,135	19,135	319,617	19,989

Performance Measures

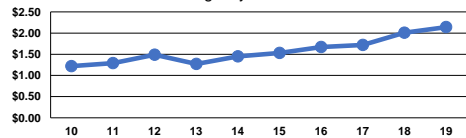
Service Efficiency

Mode	Operating Expenses per Vehicle Revenue Mile	Operating Expenses per Vehicle Revenue Hour
Demand Response	\$2.14	\$34.24
Total	\$2.14	\$34.24

Service Effectiveness

Mode	Operating Expenses per Unlinked Passenger Trip	Unlinked Trips per Vehicle Revenue Mile	Unlinked Trips per Vehicle Revenue Hour
Demand Response	\$35.77	0.1	1.0
Total	\$35.77	0.1	1.0

Operating Expense per Vehicle Revenue Mile: Agency Total



Unlinked Passenger Trips per Vehicle Revenue Mile: Agency Total

