

General Information

Service Consumption

4,774 Annual Unlinked Trips (UPT)

Service Supplied

26,081 Annual Vehicle Revenue Miles (VRM)
1,568 Annual Vehicle Revenue Hours (VRH)

Summary of Operating Expenses (OE)

\$109,143 Total Operating Expenses

Database Information

NTDID: 7R04-70205

Reporter Type: Rural General Public Transit

Financial Information

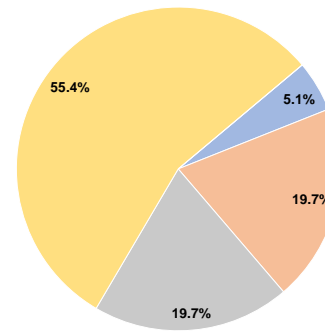
Sources of Operating Funds Expended

Fare Revenues	\$5,550	5.1%
Local Funds	\$21,554	19.7%
State Funds	\$21,554	19.7%
Federal Assistance	\$60,485	55.4%
Other Funds	\$0	0.0%
Total Operating Funds Expended	\$109,143	100.0%

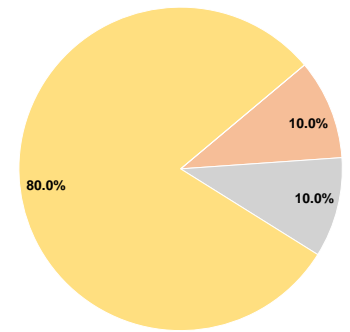
Sources of Capital Funds Expended

Fare Revenues	\$0	0.0%
Local Funds	\$8,173	10.0%
State Funds	\$8,173	10.0%
Federal Assistance	\$65,380	80.0%
Other Funds	\$0	0.0%
Total Capital Funds Expended	\$81,726	100.0%

Operating Funding Sources



Capital Funding Sources



Modal Characteristics

Operation Characteristics

Vehicles Operated at Maximum Service

Mode	Directly Operated	Purchased Transportation	Operating Expenses	Fare Revenues	Uses of Capital Funds	Annual Unlinked Trips	Annual Vehicle Revenue Miles	Annual Vehicle Revenue Hours
Demand Response	4	-	\$109,143	\$5,550	\$81,726	4,774	26,081	1,568
Total	4	-	\$109,143	\$5,550	\$81,726	4,774	26,081	1,568

Performance Measures

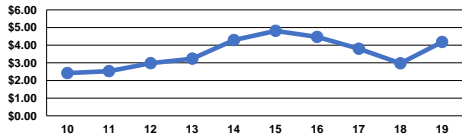
Service Efficiency

Mode	Operating Expenses per Vehicle Revenue Mile	Operating Expenses per Vehicle Revenue Hour
Demand Response	\$4.18	\$69.61
Total	\$4.18	\$69.61

Service Effectiveness

Mode	Operating Expenses per Unlinked Passenger Trip	Unlinked Trips per Vehicle Revenue Mile	Unlinked Trips per Vehicle Revenue Hour
Demand Response	\$22.86	0.2	3.0
Total	\$22.86	0.2	3.0

Operating Expense per Vehicle Revenue Mile: Agency Total



Unlinked Passenger Trips per Vehicle Revenue Mile: Agency Total

