

Cedar County Transit

2019 Annual Agency Profile

<http://www.westcentral.ne.networkofcare.org/veterans/services/ag>

Cedar County Public Transportation

56893 889 Rd

Wynot, NE 68792

General Information

Service Consumption

5,710 Annual Unlinked Trips (UPT)

Service Supplied

154,866 Annual Vehicle Revenue Miles (VRM)

5,128 Annual Vehicle Revenue Hours (VRH)

Summary of Operating Expenses (OE)

\$210,039 Total Operating Expenses

Database Information

NTDID: 7R04-70212

Reporter Type: Rural General Public Transit

Financial Information

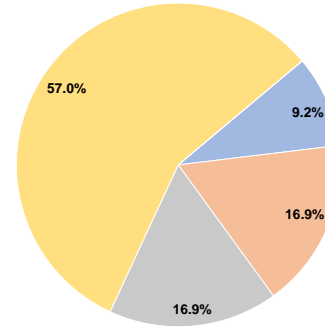
Sources of Operating Funds Expended

Fare Revenues	\$19,296	9.2%
Local Funds	\$35,541	16.9%
State Funds	\$35,541	16.9%
Federal Assistance	\$119,661	57.0%
Other Funds	\$0	0.0%
Total Operating Funds Expended	\$210,039	100.0%

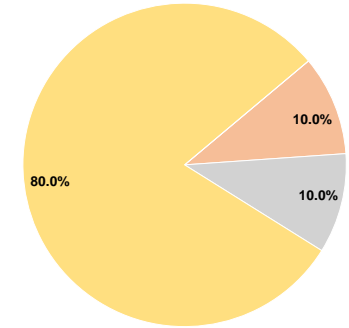
Sources of Capital Funds Expended

Fare Revenues	\$0	0.0%
Local Funds	\$4,442	10.0%
State Funds	\$4,442	10.0%
Federal Assistance	\$35,528	80.0%
Other Funds	\$0	0.0%
Total Capital Funds Expended	\$44,412	100.0%

Operating Funding Sources



Capital Funding Sources



Modal Characteristics

Operation Characteristics

Vehicles Operated at Maximum Service

Mode	Directly Operated	Purchased Transportation	Operating Expenses	Fare Revenues	Uses of Capital Funds	Annual Unlinked Trips	Annual Vehicle Revenue Miles	Annual Vehicle Revenue Hours
Demand Response	7	-	\$210,039	\$19,296	\$44,412	5,710	154,866	5,128
Total	7	-	\$210,039	\$19,296	\$44,412	5,710	154,866	5,128

Performance Measures

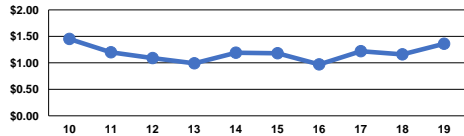
Service Efficiency

Mode	Operating Expenses per Vehicle Revenue Mile	Operating Expenses per Vehicle Revenue Hour
Demand Response	\$1.36	\$40.96
Total	\$1.36	\$40.96

Service Effectiveness

Mode	Operating Expenses per Unlinked Passenger Trip	Unlinked Trips per Vehicle Revenue Mile	Unlinked Trips per Vehicle Revenue Hour
Demand Response	\$36.78	0.0	1.1
Total	\$36.78	0.0	1.1

Operating Expense per Vehicle Revenue Mile: Agency Total



Unlinked Passenger Trips per Vehicle Revenue Mile: Agency Total

