

# Seward County Handibus

2019 Annual Agency Profile

## General Information

### Service Consumption

11,567 Annual Unlinked Trips (UPT)

### Service Supplied

80,121 Annual Vehicle Revenue Miles (VRM)

4,956 Annual Vehicle Revenue Hours (VRH)

### Summary of Operating Expenses (OE)

\$201,192 Total Operating Expenses

### Database Information

NTDID: 7R04-70246

Reporter Type: Rural General Public Transit

## Financial Information

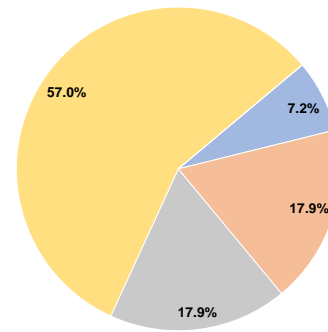
### Sources of Operating Funds Expended

Fare Revenues	\$14,571	7.2%
Local Funds	\$35,928	17.9%
State Funds	\$35,928	17.9%
Federal Assistance	\$114,765	57.0%
Other Funds	\$0	0.0%
<b>Total Operating Funds Expended</b>	<b>\$201,192</b>	<b>100.0%</b>

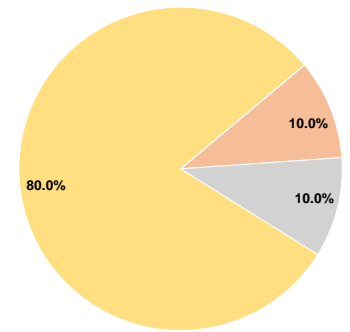
### Sources of Capital Funds Expended

Fare Revenues	\$0	0.0%
Local Funds	\$5,838	10.0%
State Funds	\$5,839	10.0%
Federal Assistance	\$46,704	80.0%
Other Funds	\$0	0.0%
<b>Total Capital Funds Expended</b>	<b>\$58,381</b>	<b>100.0%</b>

### Operating Funding Sources



### Capital Funding Sources



## Modal Characteristics

### Operation Characteristics

#### Vehicles Operated at Maximum Service

Mode	Directly Operated	Purchased Transportation	Operating Expenses	Fare Revenues	Uses of Capital Funds	Annual Unlinked Trips	Annual Vehicle Revenue Miles	Annual Vehicle Revenue Hours
Demand Response	5	-	\$201,192	\$14,571	\$58,381	11,567	80,121	4,956
<b>Total</b>	<b>5</b>	<b>-</b>	<b>\$201,192</b>	<b>\$14,571</b>	<b>\$58,381</b>	<b>11,567</b>	<b>80,121</b>	<b>4,956</b>

### Performance Measures

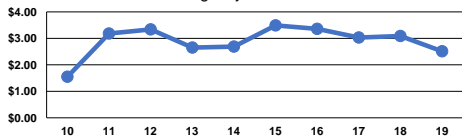
#### Service Efficiency

Mode	Operating Expenses per Vehicle Revenue Mile	Operating Expenses per Vehicle Revenue Hour
Demand Response	\$2.51	\$40.60
<b>Total</b>	<b>\$2.51</b>	<b>\$40.60</b>

#### Service Effectiveness

Mode	Operating Expenses per Unlinked Passenger Trip	Unlinked Trips per Vehicle Revenue Mile	Unlinked Trips per Vehicle Revenue Hour
Demand Response	\$17.39	0.1	2.3
<b>Total</b>	<b>\$17.39</b>	<b>0.1</b>	<b>2.3</b>

Operating Expense per Vehicle Revenue Mile: Agency Total



Unlinked Passenger Trips per Vehicle Revenue Mile: Agency Total

