

General Information

Financial Information

Federally Recognized Tribal Statistical Areas
Wind River Reservation and Off-Reservation Trust Land, WY

Service Consumption
2,738 Annual Unlinked Trips (UPT)

Service Supplied
26,007 Annual Vehicle Revenue Miles (VRM)
2,063 Annual Vehicle Revenue Hours (VRH)

Database Information
NTDID: 80015
Reporter Type: Tribal Reporter

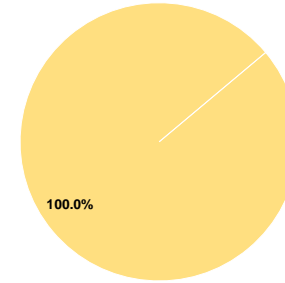
Sources of Operating Funds Expended

Fare Revenues	\$0	0.0%
Local Funds	\$0	0.0%
State Funds	\$0	0.0%
Federal Assistance	\$69,715	100.0%
Other Funds	\$0	0.0%
Total Operating Funds Expended	\$69,715	100.0%

Sources of Capital Funds Expended

Fare Revenues	\$0
Local Funds	\$0
State Funds	\$0
Federal Assistance	\$0
Other Funds	\$0
Total Capital Funds Expended	\$0

Operating Funding Sources



Modal Characteristics

Operation Characteristics

Vehicles Operated at Maximum Service

Mode	Directly Operated	Purchased Transportation	Operating Expenses	Fare Revenues	Uses of Capital Funds	Annual Unlinked Trips	Annual Vehicle Revenue Miles	Annual Vehicle Revenue Hours	Average Fleet Age in Years ^a
Demand Response	1	-	\$69,715	\$0	\$0	2,738	26,007	2,063	6.3
Total	1	-	\$69,715	\$0	\$0	2,738	26,007	2,063	

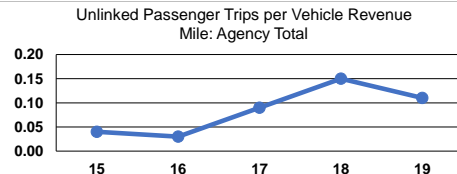
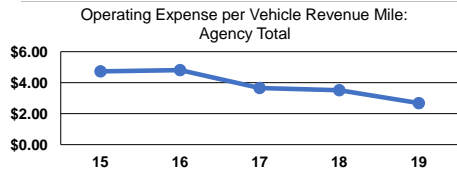
Performance Measures

Service Efficiency

Mode	Operating Expenses per Vehicle Revenue Mile	Operating Expenses per Vehicle Revenue Hour
Demand Response	\$2.68	\$33.79
Total	\$2.68	\$33.79

Service Effectiveness

Mode	Operating Expenses per Unlinked Passenger Trip	Unlinked Trips per Vehicle Revenue Mile	Unlinked Trips per Vehicle Revenue Hour
Demand Response	\$25.46	0.1	1.3
Total	\$25.46	0.1	1.3



Notes:
^aDemand Response - Taxi (DT) and non-dedicated fleets do not report fleet age data.